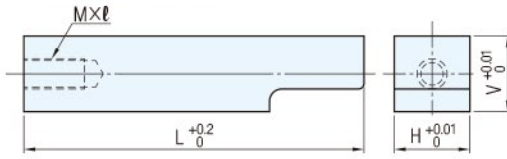


RoHS

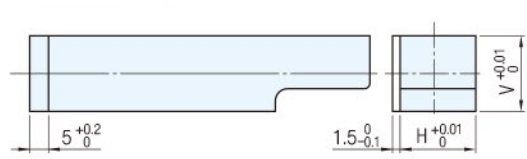


	材質	硬度
H5	相當於SKH51	61~64HRC
H6~30	相當於SKD11	60~63HRC

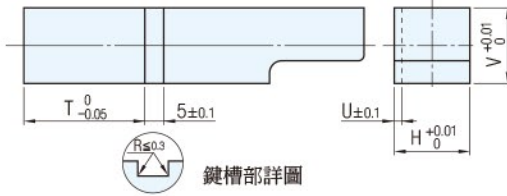
TSGN(螺紋固定型)



TSGK(單邊肩型)



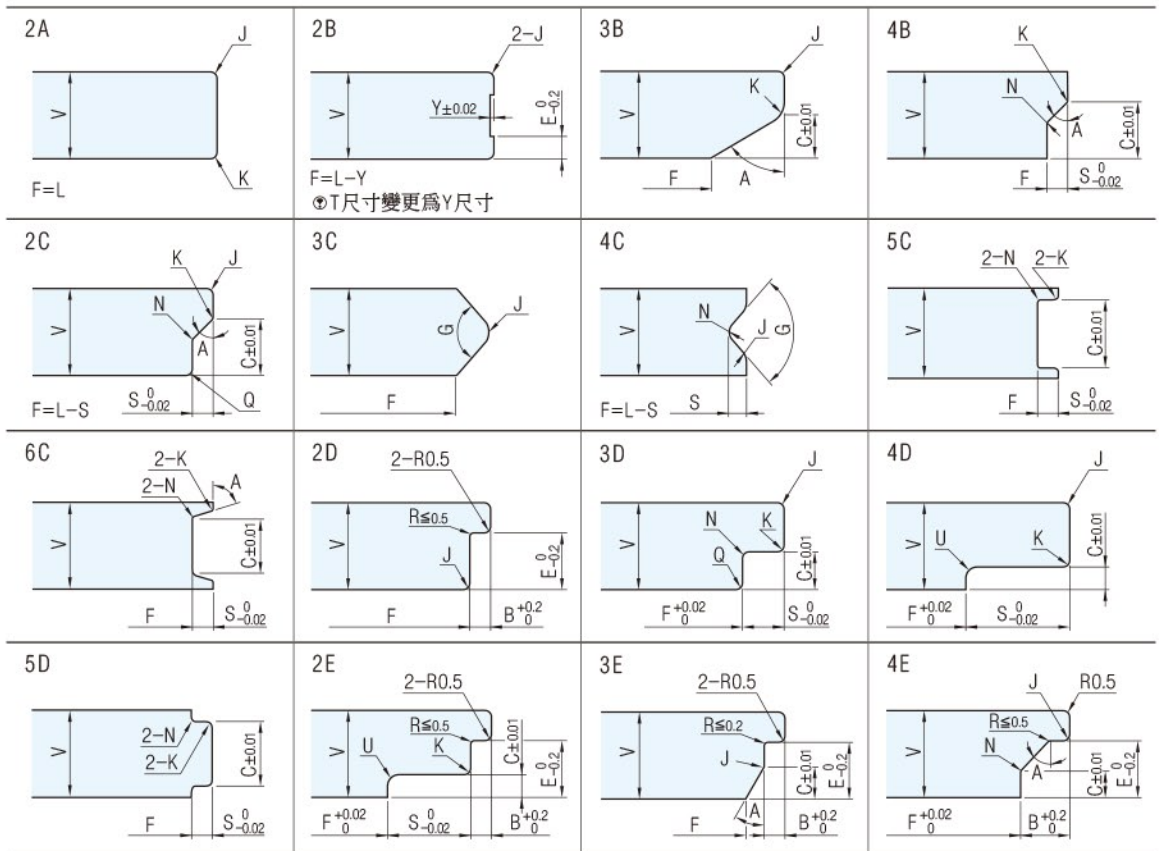
TSGF(鍵槽型)



TSGA(雙邊肩型)



①前端形狀按下圖選擇



②指定單位

- C、J、K、N、Q、S、U、Y → 0.01mm單位
- B、E → 0.1mm單位
- A、G → 0.5°單位

③加工極限

- J、K、Q ≥ 0.2
- N、U ≥ 0.2
- 1 ≤ B ≤ 25
- Y ≤ 1
- U ≤ C

- 0.2 ≤ C、E ≤ V-2
- K+N < S ≤ 25
- K+U < S ≤ 25
- A ≤ 70°
- G ≥ 40°

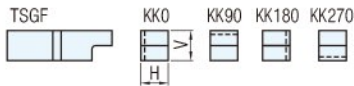
- 只形狀2B
0.5 ≤ Y ≤ 1
2.00 ≤ E ≤ 3.99 → Ymax. 5
E ≥ 4.00 → Ymax. 10
- 只形狀5C、6C
1.00 ≤ C ≤ V-4

- 只形狀5D
2.0 ≤ C
- 只TSGN型
F ≥ Fmin.
- 只TSGF型
F-(T+5) ≥ 2

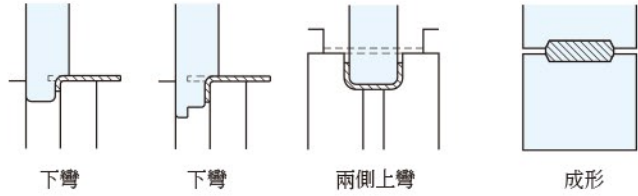
• 形狀5C、6C

$\frac{V-C}{2}$	Smax.
2.00~3.99	5
4.00~	10

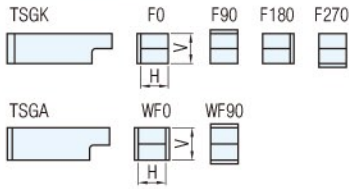
變更鍵槽位置



Ex. 使用例



變更肩型位置



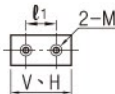
Catalog No.		V	指定單位0.1mm													F min.	U												
TYPE	Shape(形狀)		H	5	6	8	10	13	16	20	22	25	28	30	40			50	L	T									
螺紋固定型 TSGN	2A	5	◇	◇	◇	◇	◇	◇	◇	◇	◇	◇	◇			20.0	H 5~H 8→L20.0~ H10 →L24.0~ H13~H50→L28.0~	T ≥ 20 (只TSGF)	15	1.0									
		6	◇	○	○	○	○	○	○	○	○	○	○																
		8	◇	○	△	△	△	△	△	△	△	△	△	△															
鍵槽型 TSGF	2B 3B 4B	10	◇	○	△	□	□	□	□	□	□	□	□	□	□				100.0			25	1.5						
		13	◇	○	△	□	●	●	●	●	●	●	●	●	●									●					
單邊肩型 TSGK	2C 3C 4C 5C 6C	16	◇	○	△	□	●	●	●	●	●	●	●	●	●										20	1.5			
		20	◇	○	△	□	●	●	●	●	●	●	●	●	●												●		
		22	◇	○	△	□	●	●	●	●	●	●	●	●	●												●		
雙邊肩型 TSGA	2D 3D 4D 5D 2E 3E 4E	25	◇	○	△	□	●	●	●	●	●	●	●	●	●													25	1.5
		28	◇	○	△	□	●	●	●	●	●	●	●	●	●														
		30	◇	○	△	□	●	●	●	●	●	●	●	●	●	●													
		40			△	□	●	●	●	●	●	●	●	●				25										1.5	
		50			□	●	●	●	●	●	●	●	●	●															

Wa) 注意

- 螺紋固定型TSGN的Lmin.因H尺寸而異,請注意但H>V時,適用V尺寸
- 鍵槽型TSGF不需要鍵槽時,請指示T尺寸與全長L相同(T=L)

V、H=40、50→2-M

V、H	40	50
ℓ1	20	24



表中的符號與螺紋M×ℓ之間的關係:

- ◇: M3×6
- : M4×8
- △: M5×10
- : M6×12
- : M8×16

訂貨: Catalog No. [V] [H] - [L] - [B·C·E·J·K·N·Q·S·Y·U·A·G] - (HC,TC...)

螺紋固定型 TSGN 2A 06 06 - 62.0 - J3.00-K2.00

追加工 TSGN 2A 06 06 - 62.0 - J3.00-K2.00-F0 - HC1.0-TKC

訂貨: Catalog No. [V] [H] - [L] - [T] - [B·C·E·J·K·N·Q·S·Y·U·A·G] - [KK]

鍵槽型 TSGF 2B 08 16 - 62.0 - T23.5 - E2.0-J1.50-Y0.5 - KK0

訂貨: Catalog No. [V] [H] - [L] - [B·C·E·J·K·N·Q·S·Y·U·A·G] - [F·WF]

肩型固定型 TSGK 2B 08 16 - 65.0 - E2.0-J1.50-Y0.05 - F0

TSGA 3D 16 13 - 73.0 - C6.00-J0.50-K0.5-N1.30-Q0.50-S19.27 - WF90

交期: 17 天

追加工

Alteration	Code	Spec.
	HC	變更肩型寬度 0 ≤ HC < 1.5 指定單位0.1mm
	TC	變更肩型厚度 2 ≤ TC < 5 指定單位0.1mm
	TKC	變更T尺寸公差 T _{-0.05} ⁰ → T _{-0.02} ⁰
		變更肩型厚度公差 5 ₀ ^{+0.2} → 5 ₀ ^{+0.02}

Alteration	Code	Spec.																																																		
	LKC	變更全長公差 ◎6C、2D、3D、4D、2E、3E、4E不適用 L ₀ ^{+0.02} → L ₀ ⁰																																																		
	MC	變更螺紋直徑																																																		
		<table border="1"> <tr> <th>H/V</th> <th>6</th> <th>8</th> <th>10</th> <th>13</th> <th>16</th> <th>20</th> <th>22</th> <th>25</th> <th>28·30</th> </tr> <tr> <td>6</td> <td colspan="8">M4→M3</td> <td>-</td> </tr> <tr> <td>8</td> <td colspan="8">M5→M4</td> <td>-</td> </tr> <tr> <td>10</td> <td colspan="8">M6→M5</td> <td>-</td> </tr> <tr> <td>13</td> <td colspan="8">M8→M6</td> <td>-</td> </tr> </table>	H/V	6	8	10	13	16	20	22	25	28·30	6	M4→M3								-	8	M5→M4								-	10	M6→M5								-	13	M8→M6								-
H/V		6	8	10	13	16	20	22	25	28·30																																										
6		M4→M3								-																																										
8	M5→M4								-																																											
10	M6→M5								-																																											
13	M8→M6								-																																											
	RTC	變更T尺寸公差 T _{-0.05} ⁰ → T ₀ ^{+0.05}																																																		