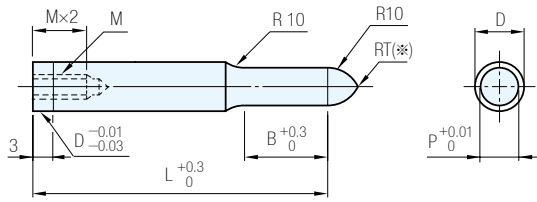


RoHS

前端R型



前端形狀的外觀因P尺寸而異
軸徑公差D可選擇 $m5 \cdot \begin{matrix} +0.005 \\ 0 \end{matrix}$

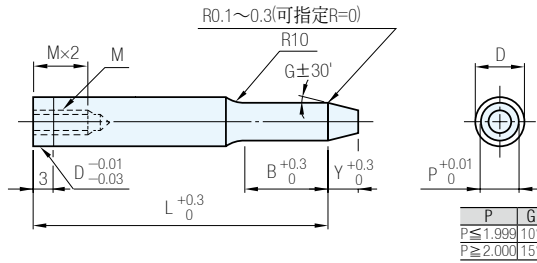


- ① RT(**) → P < 8 的前端制成圓形以免發生危險
如果要求前端為銳角, 請指定 RT=0
(但 P ≥ 8 時, 前端為平面)
- ② 有關前端R部的長度, 請參閱沖頭單元“沖頭·下模的形狀尺寸”

前端錐型



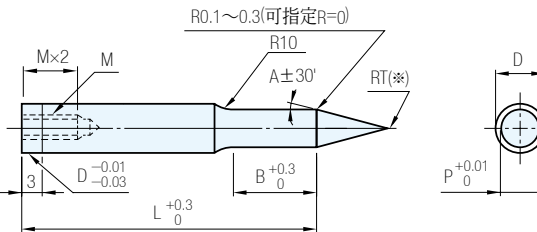
軸徑公差D可選擇 $m5 \cdot \begin{matrix} +0.005 \\ 0 \end{matrix}$



前端銳角型



軸徑公差D可選擇 $m5 \cdot \begin{matrix} +0.005 \\ 0 \end{matrix}$



- ① RT(**) → 前端制成圓形以免發生危險
如果要求前端為銳角, 請指定 RT=0

| 軸徑 D公差 | 材質 硬度 | Catalog No. | |
|----------------------------------|----------------------|----------------------------|-------|
| | | TYPE | B前端長度 |
| Dm5 | 相當於SKD11 60~63HRC | PBNW 大直徑螺紋型 (D16-25) | S |
| | | PBNW | L |
| D ^{+0.005} ₀ | 粉末高速鋼 64~67HRC | SPBNW | L |
| | | W-PBNW | X |
| D ^{+0.005} ₀ | 粉末高速鋼 64~67HRC | W-SPBNW | X |

| 軸徑 D公差 | 材質 硬度 | Catalog No. | |
|----------------------------------|----------------------|----------------------------|-------|
| | | TYPE | B前端長度 |
| Dm5 | 相當於SKD11 60~63HRC | BSNW 大直徑螺紋型 (D16-25) | S |
| | | BSNDW | L |
| D ^{+0.005} ₀ | 粉末高速鋼 64~67HRC | SBSNW | L |
| | | W-BSNW | X |
| D ^{+0.005} ₀ | 粉末高速鋼 64~67HRC | W-SBSNW | X |

| 軸徑 D公差 | 材質 硬度 | Catalog No. | |
|----------------------------------|----------------------|----------------------------|-------|
| | | TYPE | B前端長度 |
| Dm5 | 相當於SKD11 60~63HRC | WBNW 大直徑螺紋型 (D16-25) | S |
| | | WBNW | L |
| D ^{+0.005} ₀ | 粉末高速鋼 64~67HRC | SWBNW | L |
| | | W-SWBNW | X |
| D ^{+0.005} ₀ | 粉末高速鋼 64~67HRC | W-SWBNW | X |

前端長度 (B) X > L > S 大直徑螺紋型只 S · L

| Catalog No. | | L | | | | | | | 指定單位0.01mm | A | B | Y | M | | | | | | |
|--|-------|---|------|----|----|------|----|------|------------|--------------|----------------------------------|------------|----------------------------------|----------------------------------|----|----|---|---|---|
| TYPE | B前端長度 | D | | | | | | | | min. P max. | | | | 標準型 | 大徑 | | | | |
| 普通型 (Dm5) (D ^{+0.005} ₀) 相當於 SKD11 PBNW W-PBNW BSNW W-BSNW WBNW W-WBNW | S | 5 | 42 | 52 | 62 | (72) | | | | 2.00~ 4.99 | (10) (15) (20) 25 30 | 10 | 3 | 3 | - | | | | |
| | | 6 | 42 | 52 | 62 | (72) | | | 2.50~ 5.99 | 15 | | | | 5 | | 4 | | | |
| | | 8 | (42) | 52 | 62 | 72 | 82 | (92) | 3.00~ 7.99 | | | | | | | 5 | | | |
| | | 10 | (42) | 52 | 62 | 72 | 82 | (92) | (102) | 3.00~ 9.99 | | 25 | 8 | 6 | | | | | |
| | | 13 | (42) | 52 | 62 | 72 | 82 | (92) | (102) | 6.00~ 12.99 | | | | 30 | | 21 | 8 | | |
| | | 16 | (42) | 52 | 62 | 72 | 82 | (92) | (102) | 10.00~ 15.99 | | 27 | 8 | | | | 6 | | |
| | | 20 | (42) | 52 | 62 | 72 | 82 | (92) | (102) | 13.00~ 19.99 | | | | 18.00~ 24.99 | | 8 | 6 | | |
| | | 25 | (42) | 52 | 62 | 72 | 82 | (92) | (102) | 18.00~ 24.99 | | | | | | | | | |
| | | 大直徑螺紋型 (D16-25) PBNW BSNDW WBNW | L | 5 | | 52 | 62 | (72) | | | | | 2.00~ 4.99 | (10) (15) (20) 25 30 | | 15 | 3 | 3 | - |
| | | | | 6 | | 52 | 62 | (72) | | | | 2.50~ 5.99 | 21 | | | | | 5 | |
| 8 | | | | 52 | 62 | 72 | 82 | (92) | 3.00~ 7.99 | 5 | | | | | | | | | |
| 10 | | | | 52 | 62 | 72 | 82 | (92) | (102) | 3.00~ 9.99 | 25 | 8 | 6 | | | | | | |
| 13 | | | | 52 | 62 | 72 | 82 | (92) | (102) | 6.00~ 12.99 | | | 30 | | 27 | 8 | | | |
| 16 | | | | | 62 | 72 | 82 | (92) | (102) | 10.00~ 15.99 | 13.00~ 19.99 | 8 | | | | 6 | | | |
| 20 | | | | | 62 | 72 | 82 | (92) | (102) | 13.00~ 19.99 | | | 18.00~ 24.99 | | 8 | 6 | | | |
| 25 | | | | | 62 | 72 | 82 | (92) | (102) | 18.00~ 24.99 | | | | | | | | | |
| 普通型 粉末 高速鋼 SPBNW W-SPBNW SBSNW W-SBSNW SWBNW W-SWBNW | X | | | 5 | | 52 | 62 | (72) | | | | 2.00~ 4.99 | (10) (15) (20) 25 30 | | 27 | 3 | 3 | - | |
| | | | | 6 | | 52 | 62 | (72) | | | 2.50~ 5.99 | 32 | | | | | 5 | | |
| | | 8 | | | 62 | 72 | 82 | (92) | 3.00~ 7.99 | 5 | | | | | | | | | |
| | | 10 | | | 62 | 72 | 82 | (92) | (102) | 3.00~ 9.99 | 25 | 8 | | 6 | | | | | |
| | | 13 | | | 62 | 72 | 82 | (92) | (102) | 6.00~ 12.99 | | | | 30 | 42 | 8 | | | |
| | | 16 | | | | 72 | 82 | (92) | (102) | 10.00~ 15.99 | 13.00~ 19.99 | 8 | | | | 6 | | | |
| | | 20 | | | | 72 | 82 | (92) | (102) | 13.00~ 19.99 | | | | 18.00~ 24.99 | 8 | 6 | | | |
| | | 25 | | | | 72 | 82 | (92) | (102) | 18.00~ 24.99 | | | | | | | | | |

Wa. 注意

- L(42)→B=10 全長L(42)時,前端長度B一律10mm
- L(72)、L(92)、(102)→D5.6的L72
- D8~25的L92,102只前端R型、前端錐型適用
- ⊗A(10)→P≥ 6.0時,不可選擇A10
- ⊗A(15)→P≥15.0時,不可選擇A15
- ⊗A(20)→P≥20.0時,不可選擇A20

訂貨:

| | | | | | | | | |
|-------------|---|---|---|---|---|---|---|--------------------|
| Catalog No. | - | L | - | P | - | A | - | $\frac{RT=0}{R=0}$ |
|-------------|---|---|---|---|---|---|---|--------------------|







| | | | | | | |
|------------|---|----|---|-------|---|----------|
| W-PBNWS 6 | - | 62 | - | P5.00 | - | RT0 |
| SBSNWS 6 | - | 52 | - | P4.95 | - | |
| W-WBNWL 10 | - | 62 | - | P3.60 | - | A15 - R0 |









交期:

| | |
|---|---|
| 7 | 天 |
|---|---|

- ⓐ A 只前端銳角型適用
- ⓑ 只可指定 $\frac{RT=0}{R=0}$ (前端R型的P<8、前端銳角型適用)
- ⓒ 只可指定 $\frac{R=0}{R=0}$ (前端錐型、前端銳角型適用)

追加加工

| Alteration | Code | 前端R型 | 前端錐型·前端銳角型 | | | | | | | | | | | | | | | | | | | | | | | | |
|---|-------|---|---|-------|-------------|----|-------------|----|-------------|----|--------|------|---|-------|-------|-------------|----|-------------|----|-------------|----|-------------|----|-------------|----|--------|------|
|  | PC | 變更前端尺寸 $PC \geq \frac{P_{min}}{2}$ 指定單位0.01mm (PKC併用時, 指定單位可為0.001mm) | 變更前端尺寸 $PC \geq \frac{P_{min}}{2}$ 指定單位0.01mm (PKC併用時, 指定單位可為0.001mm) ⓐ $Y_{max.} = Y_{Cmax.}$ | | | | | | | | | | | | | | | | | | | | | | | | |
|  | BC | <table border="1"> <tr> <th>P(PC)</th> <th>Bmax.</th> </tr> <tr> <td>1.000~1.999</td> <td>20</td> </tr> <tr> <td>2.000~3.999</td> <td>35</td> </tr> <tr> <td>4.000~5.999</td> <td>45</td> </tr> <tr> <td>6.000~</td> <td>(60)</td> </tr> </table> 變更前端長度 $2 \leq BC \leq B_{max.}$ 指定單位0.1mm ⓐ 全長L必須為前端長度BC+30mm以上 | P(PC) | Bmax. | 1.000~1.999 | 20 | 2.000~3.999 | 35 | 4.000~5.999 | 45 | 6.000~ | (60) | <table border="1"> <tr> <th>P(PC)</th> <th>Bmax.</th> </tr> <tr> <td>1.000~1.199</td> <td>15</td> </tr> <tr> <td>1.200~1.999</td> <td>20</td> </tr> <tr> <td>2.000~2.999</td> <td>30</td> </tr> <tr> <td>3.000~3.999</td> <td>35</td> </tr> <tr> <td>4.000~5.999</td> <td>45</td> </tr> <tr> <td>6.000~</td> <td>(60)</td> </tr> </table> | P(PC) | Bmax. | 1.000~1.199 | 15 | 1.200~1.999 | 20 | 2.000~2.999 | 30 | 3.000~3.999 | 35 | 4.000~5.999 | 45 | 6.000~ | (60) |
| P(PC) | Bmax. | | | | | | | | | | | | | | | | | | | | | | | | | | |
| 1.000~1.999 | 20 | | | | | | | | | | | | | | | | | | | | | | | | | | |
| 2.000~3.999 | 35 | | | | | | | | | | | | | | | | | | | | | | | | | | |
| 4.000~5.999 | 45 | | | | | | | | | | | | | | | | | | | | | | | | | | |
| 6.000~ | (60) | | | | | | | | | | | | | | | | | | | | | | | | | | |
| P(PC) | Bmax. | | | | | | | | | | | | | | | | | | | | | | | | | | |
| 1.000~1.199 | 15 | | | | | | | | | | | | | | | | | | | | | | | | | | |
| 1.200~1.999 | 20 | | | | | | | | | | | | | | | | | | | | | | | | | | |
| 2.000~2.999 | 30 | | | | | | | | | | | | | | | | | | | | | | | | | | |
| 3.000~3.999 | 35 | | | | | | | | | | | | | | | | | | | | | | | | | | |
| 4.000~5.999 | 45 | | | | | | | | | | | | | | | | | | | | | | | | | | |
| 6.000~ | (60) | | | | | | | | | | | | | | | | | | | | | | | | | | |
|  | RLC | 將前端R切割為平面 $2 \leq RLC < Y < 8$ $Y = \sqrt{P(10-P/4)}$ 指定單位0.1mm | - | | | | | | | | | | | | | | | | | | | | | | | | |
|  | YC | - | 變更前端錐型長度 · $P < 2.0$ $1 \leq YC \leq P \times 2.83 - 0.3$ · $P \geq 2.0$ $1 \leq YC \leq P \times 1.86 - 0.3 \leq 18$ $L(LC) + YC \leq L_{max.} + 8$ 指定單位0.1mm ⊗ 前端銳角型不可 | | | | | | | | | | | | | | | | | | | | | | | | |
|  | SC | 前端拋光加工 ⓐ P尺寸公差不變 ⊗ 不可指定RT=0、R=0 | | | | | | | | | | | | | | | | | | | | | | | | | |
|  | PKC | 變更前端尺寸公差 $P \begin{matrix} +0.01 \\ 0 \end{matrix} \rightarrow P \begin{matrix} +0.005 \\ 0 \end{matrix}$ ⓐ (P尺寸的指定單位可為0.001mm) | | | | | | | | | | | | | | | | | | | | | | | | | |

| Alteration | Code | 前端R型 | 前端錐型·前端銳角型 |
|---|------|--|--|
|  | LC | 變更全長 $30 + B(BC) \leq LC < L$ 指定單位0.1mm ⓐ 全長-前端長度為30mm以下時, 前端長度為全長-30mm | |
|  | LKC | - | 變更全長公差 $L \begin{matrix} +0.3 \\ 0 \end{matrix} \rightarrow L \begin{matrix} +0.05 \\ 0 \end{matrix}$ |
|  | KC |  | 單面止迴加工 ⊗ D5不適用 |
|  | WKC |  | 止迴平行加工(雙面) ⊗ D5不適用 |
|  | SKC |  | 軸部平面加工(單面) $P \leq D - 2.2$ ⊗ 不可與KC、WKC併用 ⊗ D5·6不適用 |

訂貨:

| | | | | | | | | | | |
|-------------|---|-------|---|-------|---|---|---|--------------------|---|-------------|
| Catalog No. | - | L(LC) | - | P(PC) | - | A | - | $\frac{RT=0}{R=0}$ | - | (BC, YC...) |
|-------------|---|-------|---|-------|---|---|---|--------------------|---|-------------|

| | | | | | | | | | | |
|----------|---|----|---|-------|---|--|---|--|---|----------|
| BSNWS 13 | - | 72 | - | P7.20 | - | | - | | - | KC - LKC |
|----------|---|----|---|-------|---|--|---|--|---|----------|