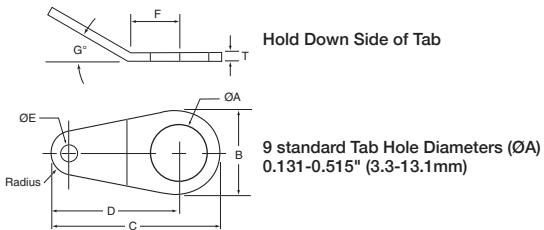


Lanyard Specifications & Styles

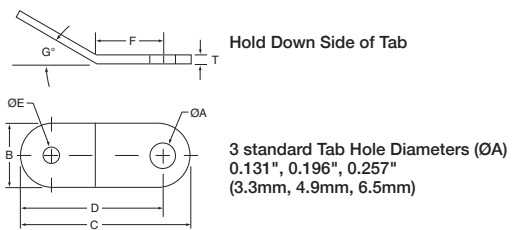
Lanyard Specifications:

- 302/304 Stainless Steel cable, 1/16" (1.59 mm), with green nylon jacket, 1/8" (3.18 mm), meets Mil-DTL-83420
- Other cable diameters, other jacket colors (blue, black, clear) and special configuration styles by special order.

Stainless Steel Round Tab



Aluminum Oval Tab

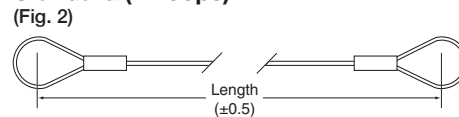


Consult Table 1, Page 27 for Options.

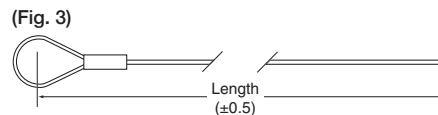
Standard (W/Tab)



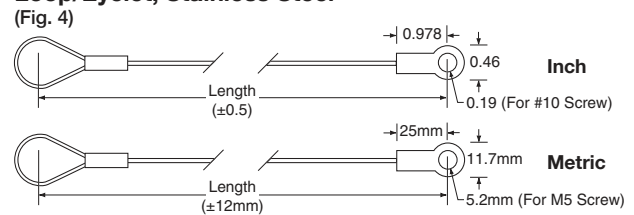
Standard (2 Loops)



Standard (1 Loop)




Loop/Eyelet, Stainless Steel



Tab Dimensions – Inch

Tab Style	±0.005 ØA	±0.01 B	±0.02 C	±0.02 D	±0.005 ØE	±0.016 Radius	±0.01 F	± 5 deg. G	±0.01 T	Material
Round Tab	See Table 1	0.688	1.316	1.004	0.125	0.160	0.406	12	0.060	300 Series Stain. Steel
Oval Tab	See Table 1	0.375	1.130	0.945	0.125	—	0.500	12	0.060	Aluminum



Lanyards are not weight bearing, they are only meant to support the weight of the pins-rated only @ 100 lbs.



Ordering Lanyards Attached to Pins

Lanyard with a Tab (Fig. 1)

Length		Round Tab	Oval Tab
inch	mm	Stainless Steel	Aluminum
4	102	(Pin#) A*	(Pin#) M*
6	152	B*	N*
8	203	C*	P*
10	254	D*	Q*
12	305	H*	R*
16	406	J*	S*
20	508	K*	T*
24	610	L*	U*

Substitute the asterisk (*) with the proper hole size letter from Table 1.

Table 1 Tab Hole Size

Tab Mounting Hole Diameter		
Inch	mm	Size Letter
0.131	3.3	P
0.196	4.9	Q
0.257	6.5	R
0.283 [†]	7.1 [†]	S
0.320 [†]	8.1 [†]	T
0.379 [†]	9.6 [†]	U
0.406 [†]	10.3 [†]	V
0.468 [†]	11.8 [†]	W
0.515 [†]	13.1 [†]	Y

(†) These sizes only available in stainless steel round tabs

Lanyard without a Tab

Length		2 Loops	1 Loops (Pin)
inch	mm	(Fig. 2)	(Fig. 3)
4	102	(Pin#)EA	(Pin#)FA
6	152	EB	FB
8	203	EC	FC
10	254	ED	FD
12	305	EE	FE
16	406	EF	FF
20	508	EG	FG
24	610	EH	FH

Lanyard Loop/Eyelet (Fig. 4)

For Screw Size	
#10	M5
(Pin#)GA	(Pin#)HA
GB	HB
GC	HC
GD	HD
GE	HE
GF	HF
GG	HG
GH	HH

Part Numbering:

Lanyards with Tab, attached to Pins

To order Kwik-Lok® pins with attached lanyard and tab (fig. 1), photo on page 26. Specify the six digit pin number followed by two letters from the tables above to define the lanyard length, type of lanyard and tab mounting hole diameter. The first letter designates the length of the lanyard and the type of Tab. The second letter (from table 1) designates the size of the hole in the tab for the mounting screw.

Example A: For an Aluminum T-Handle with stainless steel pin body 1/2" x 1.0", with an attached 8" Lanyard and Round Stainless Steel Tab with a mounting hole diameter of 0.257" (6.5 mm), the part number is 801082CR.

Lanyards with 2 loops, 1 loop, or loop/eyelet

To order Kwik-Lok® pins with lanyard and 2 loops (fig. 2), 1 loop (fig. 3) or loop/eyelet (fig. 4), specify the six digit pin number followed by a two letter combination from above to define lanyard length, number of loops or loop/eyelet with mounting screw size.

Example B: For all Stainless Steel L Handle Pin, 1"x 6", with attached 24" (610 mm) lanyard and 2 Loops, the part number is 805775EH.

Example C: For all Stainless Steel Button Handle Pin, 6 x 40 mm, with attached 10" (254 mm) lanyard and Loop/Eyelet for M5 screws, the part number is 855417HD.

Note: Split rings are not included when attaching lanyards, unless customer specified. In that case add an R as a third letter to the extension.

Ordering Lanyards When Supplied Separately Without Pins

Lanyards with Tabs (Fig. 1)

Length		Round Tab	Oval Tab
inch	mm	Stainless Steel	Aluminum
4	102	890054*	890104*
6	152	890056*	890106*
8	203	890058*	890108*
10	254	890060*	890110*
12	305	890062*	890112*
16	406	890066*	890116*
20	508	890070*	890120*
24	610	890074*	890124*

Substitute the asterisk (*) with the proper hole size letter from Table 1.

Table 1 Tab Hole Size

Tab Mounting Hole Diameter		
Inch	mm	Size Letter
0.131	3.3	P
0.196	4.9	Q
0.257	6.5	R
0.283 [†]	7.1 [†]	S
0.320 [†]	8.1 [†]	T
0.379 [†]	9.6 [†]	U
0.406 [†]	10.3 [†]	V
0.468 [†]	11.8 [†]	W
0.515 [†]	13.1 [†]	Y

(†) These sizes only available in stainless steel round tabs

Lanyards without Tabs

Length		2 Loops	1 Loops (Pin)
inch	mm	(Fig. 2)	(Fig. 3)
4	102	890204	890254
6	152	890206	890256
8	203	890208	890258
10	254	890210	890260
12	305	890212	890262
16	406	890216	890266
20	508	890220	890270
24	610	890224	890274

Lanyard Loop/Eyelet (Fig. 4)

For Screw Size	
#10	M5
890304	890404
890306	890406
890308	890408
890310	890410
890312	890412
890316	890416
890320	890420
890324	890424

Part Numbering: Lanyards to be Supplied Separately

For lanyards with tabs, ordered separately without pins (photo page 26), specify the six digit pin number followed by the hole size letter from Table 1.

Example D: For a 24" (610 mm) lanyard with stainless steel round tab with a mounting hole diameter of 0.406" (10.3 mm), the part number is 890074V.