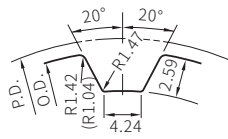


RoHS



Type	皮帶寬度					材質		處理	附屬品 固定螺絲材質
	19.1mm H075	25.4mm H100	38.1mm H150	50.8mm H200	76.2mm H300	皮帶輪	法蘭		
WBSW	○	○	○	○	○	鋁合金	鋁合金	白陽極	SUS304
WBST	○	○	○	○	○			黑陽極	
WBSF	○	○	○	○	○			硬陽極	
WBSM	○	○	○	○	○			無電解鍍	
WBSB	○	○	○	○	○			-	
WBS	○	○	○	○	○	≈S45C	SPCC	染黑	SCM435 (染黑)
WBSS	○	○	○	○	○			無電解鍍	

齒形(ISO標準)

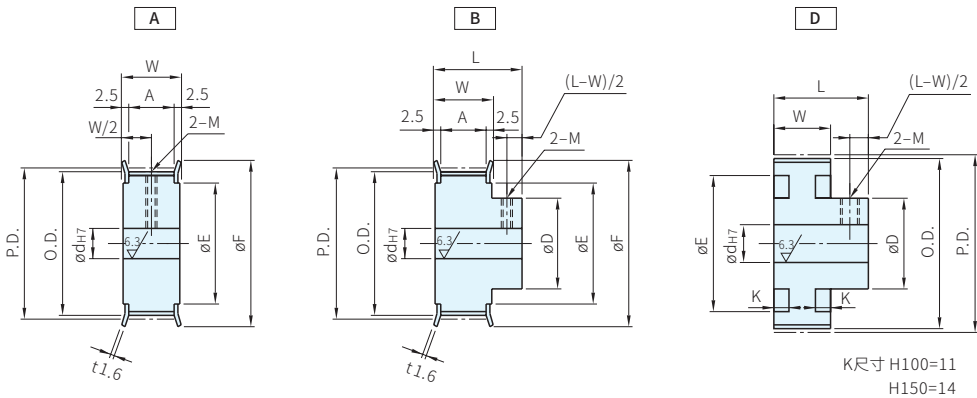


( )齒數19以下  
(Pitch=12.7mm)

攻牙孔尺寸表

(軸孔:P·N)

dH7 軸孔內徑	M 粗螺紋	附屬品 固定螺絲
12	M4	M4
13~17	M5	M5
18~30	M6	M6
31~46	M8	M8
47~70	M10	M10



K尺寸 H100=11  
H150=14

齒數

mm	14	15	16	18	19	20	21	22	24	25	26	28	30	32	34	36	38	40	42	44	48	50
P.D.	56.60	60.64	64.68	72.77	76.81	80.85	84.89	88.94	97.01	101.06	105.11	113.19	121.28	129.36	137.45	145.53	153.62	161.70	169.79	177.87	194.04	202.13
O.D.	55.22	59.27	63.31	71.39	75.44	79.48	83.52	87.56	95.65	99.69	103.73	111.82	119.90	127.99	136.07	144.16	152.24	160.33	168.41	176.50	192.67	200.76
D	39	45	48	50	50	58	58	58	58	63	63	63	63	63	71	71	88	88	88	88	88	88
F	61	67	70	80	87	87	95	95	104	111	111	123	127	135	144	152	165	170	180	190	205	210
E	45	50	56	60	67	67	75	75	84	90	90	102	105	115	125	130	140(126)	150(135)	155(143)	170(152)	180(168)	185(175)

· 當皮帶輪形狀為D時，且齒數為38~50，E尺寸為( )內數值

Wa 注意

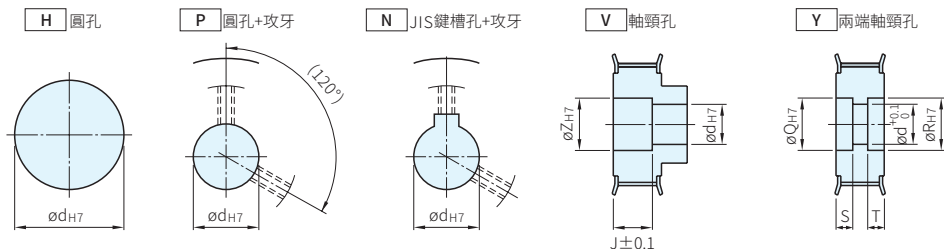
· 軸孔規格為P、N時，附攻牙孔和固定螺絲

軸孔規格

· 請從下表選出軸孔規格符號與各尺寸  
· 軸孔內有可能沒有做表面處理

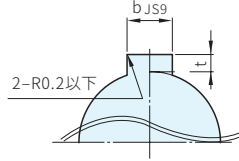
皮帶寬度

mm	No.				
	H075	H100	H150	H200	H300
A	21	27	40	54	80
W	26	32	45	59	85
L 齒數14~36	41	47	60	74	100
L 齒數38~50	-	53	65	-	-



鍵槽尺寸表

軸孔			鍵槽			
規格	軸孔	公差	b	js9	t	公差
N	8	+0.015	3	±0.0125	1.4	+0.1 0
N	10	0				
N	11~12	+0.018	4	±0.0150	1.8	
N	13~17		5		2.3	
N	18		6		2.8	
N	19~22	+0.021	6	±0.0150	3.3	
N	23~30	0	8			
N	31	+0.025	10	±0.0180	3.3	
		0				



型式			皮帶輪 形狀	皮帶輪形狀														
				A (~)指定單位1mm						B·D (~)指定單位1mm								
Type	齒數	皮帶 寬度 No.	A B D	H	P	N	V			Y			H	P	N	V		
				d	d	d	d	Z	J 0.1mm	Y	Q·R	S·T 0.1mm	d	d	d	d	Z	J 0.1mm
WBSW WBST WBSF WBSM	14	H075 (至齒數36止)	A	12-41	12-30	12-30	12-39	14-41	3.0≤J≤W-3.0	12-39	14-41	3~28 S+T≤W-3	12-35	12-29	12-25	12-33	14-35	3.0≤J≤L-3.0
	15			12-46	12-34	12-31	12-44	14-46		12-44	14-46		12-41	12-33	12-29	12-39	14-41	
	16			12-52	12-40	12-36	12-50	14-52		12-50	14-52		12-44	12-36	12-30	12-42	14-44	
	18			12-56	12-44	12-44	12-54	14-56		12-54	14-56		12-46	12-38	12-35	12-44	14-46	
	19			14-63	14-49	14-47	14-61	16-63		14-61	16-63		14-46	12-38	14-35	14-44	16-46	
	20			14-63	14-50	14-50	14-61	16-63		14-61	16-63		14-54	14-46	14-38	14-52	16-54	
	21			14-67	14-57	14-50	14-65	16-67		14-65	16-67		14-54	14-46	14-38	14-52	16-54	
	22			14-67	14-57	14-50	14-65	16-67		14-65	16-67		14-54	14-46	14-38	14-52	16-54	
	24			16-76	16-65	16-55	16-74	18-76		16-74	18-76		16-54	16-46	16-38	16-52	18-54	
	25			16-80	16-70	16-55	16-80	18-82		16-80	18-82		16-59	16-49	16-41	16-57	18-59	
WBSB WBS WBSS	26	H150	B	20-84	20-70	20-55	20-82	22-84	3.0≤J≤W-3.0	20-82	22-84	3~28 S+T≤W-3	20-59	20-49	20-41	20-57	22-59	3.0≤J≤L-3.0
	28			20-85	20-70	20-55	20-83	22-94		20-83	22-94		20-59	20-49	20-41	20-57	22-59	
	30			20-85	20-70	20-55	20-83	22-95		20-83	22-95		20-59	20-49	20-41	20-57	22-59	
	32			20-85	20-70	20-55	20-83	22-95		20-83	22-95		20-59	20-49	20-43	20-57	22-59	
	34			20-85	20-70	20-55	20-83	22-95		20-83	22-95		20-67	20-57	20-49	20-65	22-67	
	36			20-85	20-70	20-55	20-83	22-95		20-83	22-95		20-67	20-57	20-49	20-65	22-67	
WBSB WBS WBSS	38	H300 (至齒數36止)	A	20-85	20-70	20-55	20-83	22-95	3.0≤J≤W-3.0	20-83	22-95	3~28 S+T≤W-3	20-72	20-62	20-55	-	-	3.0≤J≤L-3.0
	40			20-85	20-70	20-55	20-83	22-95		20-83	22-95		20-72	20-62	20-55	-	-	
	42			20-85	20-70	20-55	20-83	22-95		20-83	22-95		20-72	20-62	20-55	-	-	
	44			20-105	20-70	20-55	20-103	22-125		20-105	22-125		20-72	20-62	20-55	-	-	
	48			20-105	20-70	20-55	20-103	22-125		20-105	22-125		20-72	20-62	20-55	-	-	
	50			20-105	20-70	20-55	20-103	22-125		20-105	22-125		20-72	20-62	20-55	-	-	

訂貨：  -  -  -  -  -  -  -  -  交期： 天

(軸孔規格:H·P·N)

WBS20H150 - B - N20

(軸孔規格:V)

WBS24H100 - A - V25 - Z30 - J25.0

(軸孔規格:Y)

WBS32H150 - A - Y30 - Q40 - R40 - S10 - T10