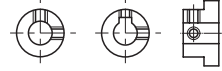
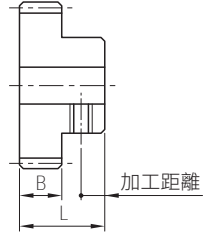


### PS. 備註

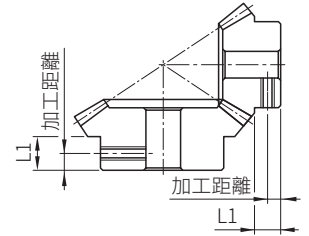
· 攻牙加工不適用於平齒輪A型



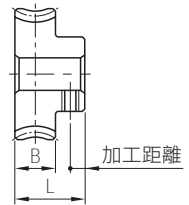
· 止付螺絲孔加工距離  
平齒輪：(L-B)/2



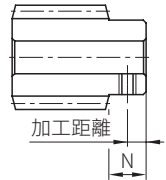
· 傘齒輪：L1/2



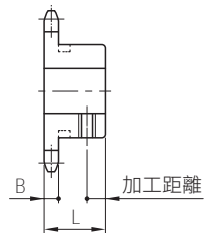
· 蝸輪：(L-B)/2



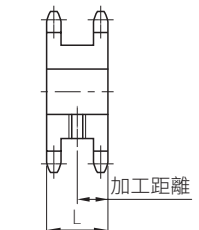
· 蝸桿：N/2



· 鏈輪：(L-B)/2



· 雙列鏈輪：L/2



### 新JIS(B1301)鍵槽尺寸表

Code	d H7	b JS9	t 公差
8	+0.015 0	3 ±0.0125	1.4
10			
10K			
11			
12	+0.018 0	4 ±0.0150	1.8
13			
14			
15			
16	+0.021 0	5 ±0.0150	2.3 +0.1 0
17			
18			
19			
20	6 ±0.0180	6 ±0.0150	2.8
21			
22			
23			
24	+0.021 0	8 ±0.0180	3.3
25			
26			
27			
28	+0.025 0	10 ±0.0180	+0.2 0
29			
30			
31			
32	+0.025 0	12 ±0.0215	3.8
33			
34			
35			
36	14 ±0.0215	3.8	
37			
38			
39			
40	14 ±0.0215	3.8	
41			
42			
43			
44	14 ±0.0215	3.8	
45			
46			
47			
48	14 ±0.0215	3.8	
49			
50			
50			

### 孔徑與止付螺絲對照表

Code	d H7	M
	4	M3
	5	
	6	
	6.35	
	7	
BT	8	M4
	9	
	10	
	11	
	12	
CT	13	M5
	14	
	15	
	16	
	17	
BT90	18	M6
	19	
	20	
	21	
	22	
CT90	23	M8
	24	
	25	
	26	
	27	
BT120	28	M10
	29	
	30	
	31	
	32	
CT120	33	M10
	34	
	35	
	36	
	37	
	38	M10
	40	
	42	
	43	
	44	
	45	M10
	46	
	47	
	48	
	50	
	52	M10
	55	
	57	
	60	



AT



CT



CT90



CT120



BT



CT



BT90



CT90



BT120



CT120