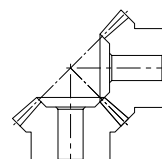
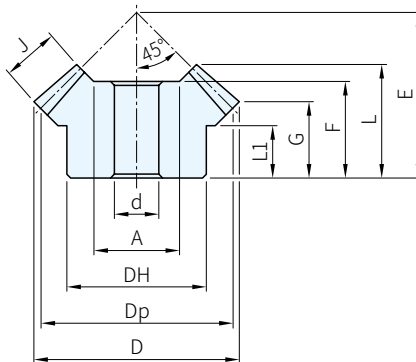


RoHS



標準軸孔



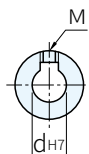
齒數比 1:1

TYPE	材質	處理	壓力角	螺旋角	軸角
FHCWSB	S45C	-	20°	35°	90°
FHCWSBT		染黑			
FHCWSBH		無電解鍍			
FHBS	SUS304	-			

TYPE	M 模數	NO.	T 齒數	搭配齒輪 NO.	d H7	A	DH	Dp	D	E	L	G	F	L1	J
(S45C) FHCWSB	1.5	2020	20	2020	8	15.43	26	30	31.8	30	21.14	15.9	19	13	8
	2.0				12	21.79	34	40	42.4	37	24.75	18.2	22	14	10
	2.5				15	28.25	42	50	53.01	48	32.37	24.5	29	19	12
	3.0				15	31.70	50	60	63.61	58	39.63	29.8	35	23	15
	3.5				20	39.24	60	70	74.21	65	43.9	32.1	40	25	18
	4.0				25	43.59	64	80	84.81	75	50.51	37.4	45	27	20
	5.0				25	54.65	80	100	106.01	90	60.04	43.01	54	30	26
(SUS304) FHBS	6.0	25	67.37	100	120	127.21	104	67.26	47.61	60	34	30			
	1.5	2525	25	2525	10	19.59	30	37.5	39.3	34	22.14	16.15	19	11.5	9
	2.0				12	26.12	40	50	52.4	40	24.19	16.2	20	10	12
	2.5				15	34.66	50	62.5	65.51	50	30.24	20.25	26	12.5	15
	3.0				15	37.54	60	75	78.61	60	37.61	24.3	32	15	20
	3.5				20	46.89	70	87.5	91.71	70	43	28.35	37	17.5	22
	4.0				25	55.42	80	100	104.81	80	49.04	32.4	43	20	25
5.0	25				65.28	100	125	131.01	100	60.47	40.51	50	25	30	
FHBS	6.0	30	83.17	120	150	157.21	120	71.9	47.61	61	30	35			
	1.5	3030	30	3030	10	25.75	36	45	46.8	43	28.13	21.4	25	16	10
	2.0				12	36.1	45	60	62.4	50	29.27	21.2	25	12.5	12
	2.5				15	47.62	60	75	78.01	62	36.09	26	32	17	15
	3.0				20	53.1	70	90	93.61	75	45.25	31.8	40	20	20
	3.5				20	67.86	90	105	109.21	85	49.40	34.6	45	25	22
	4.0				25	79.38	100	120	124.81	95	54.22	37.4	50	25	25
5.0	25				99.24	130	150	156.01	120	68.18	48.01	62	35	30	
6.0	25	112.64	160	180	187.21	145	84.16	58.61	75	45	38				

追加工

	Alteration	Code	Spec.
軸孔追加工		AT	鍵槽孔
		BT	圓孔+攻牙
		CT	鍵槽孔+攻牙
止付螺絲孔追加工		BT90 CT90	止付螺絲孔90° 增加1孔
		BT120 CT120	止付螺絲孔120° 增加1孔



對照表

d H7	M
4~8	M3
9~12	M4
13~17	M5
18~30	M6
31~45	M8
46~60	M10

PS. 備註

- 其它材質需求歡迎洽詢
- 追加工詳細請參閱P.503
- 接受圖面詢價，可依圖面生產

WA. 注意

- 本產品為成對販售，須整組購買

訂貨： TYPE - M - NO. - d - (追加工 Code)

FHCWSB - 1.5 - 2020 - 8

FHCWSBT - 3.0 - 2525 - 15 - CT

FHCWSBH - 5.0 - 3030 - 25 - BT90

交期： 8 天 S45C

12 天 SUS304