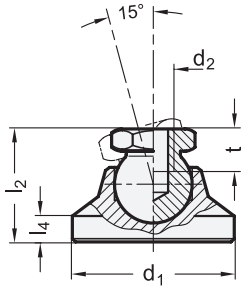
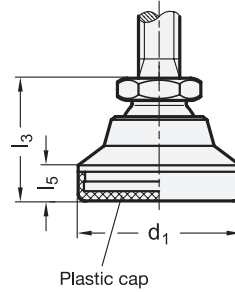
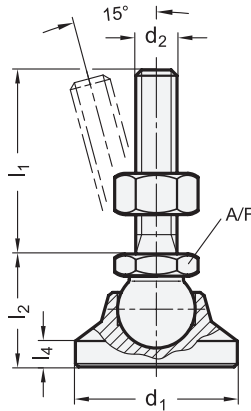


GN 343.1



GN 343.2



- 4 Type**
- OS** Without plastic cap
  - KS** With plastic cap, gliding
  - KR** With plastic cap, non-gliding
  - KSE** With plastic cap, gliding, ESD compliant
  - KRE** With plastic cap, non-gliding, ESD compliant

1 2 2 3

d <sub>1</sub>	d <sub>2</sub> GN 343.1	d <sub>2</sub> GN 343.2	l <sub>1</sub>			l <sub>2</sub>	l <sub>3</sub>	l <sub>4</sub>	l <sub>5</sub>	A/F	t min.	Static load in kN for GN 343.2 (see Information)
25	M 6	M 6	40	50	63	19	20,5	4	5,5	12	9	7,5
25	M 8	M 8	40	50	63	19	20,5	4	5,5	12	9	14
25	-	M 10	50	63	80	19	20,5	4	5,5	12	-	23
32	M 8	M 8	40	50	63	23	24,5	5	6,5	12	9	14
32	M 10	M 10	50	63	80	23	24,5	5	6,5	15	10,5	23
32	-	M 12	63	80	100	23	24,5	5	6,5	15	-	33
40	-	M 8	50	63	80	26	27,5	6	7,5	15	-	14
40	M 10	M 10	50	63	80	26	27,5	6	7,5	15	10,5	23
40	M 12	M 12	63	80	100	26	27,5	6	7,5	17	11,5	33
50	-	M 8	50	63	80	28	29,5	7	8,5	15	-	14
50	M 10	M 10	50	63	80	28	29,5	7	8,5	15	10,5	23
50	M 12	M 12	63	80	100	28	29,5	7	8,5	17	11,5	33
50	-	M 16	63	80	100	28	29,5	7	8,5	17	-	40
60	-	M 10	50	63	80	36	37,5	8,5	10	17	-	23
60	M 12	M 12	63	80	100	36	37,5	8,5	10	17	11,5	33
60	M 16	M 16	80	100	125	36	37,5	8,5	10	24	16	62
60	-	M 20	98	138	158	36	37,5	8,5	10	24	-	95
60	-	M 24	98	138	158	36	37,5	8,5	10	24	-	95



**Specification**

- Steel  
Property class 5.8  
Zinc plated, blue passivated
- Type **KS / KSE**  
Plastic cap  
Polyacetal (POM)  
- KS: white (natural color) RAL 9001  
- KSE: black,  
electrically conductive (antistatic)  
ESD compliant acc. to  
DIN EN 61340-5-1 / DIN EN 61340-5-3
- Type **KR / KRE**  
Plastic cap  
Elastomer (TPE), 78 Shore A ≈  
- KR: black  
- KRE: black,  
electrically conductive (antistatic)  
ESD compliant acc. to  
DIN EN 61340-5-1 / DIN EN 61340-5-3
- Hexagon nut ISO 4032  
Steel  
Zinc plated, blue passivated
- *Strength Values* → Page 2152
- *Elastomer Characteristics* → Page 2158
- *Plastic Characteristics* → Page 2158
- RoHS

**Information**

The static load of the leveling feet GN 343.1 / GN 343.2 is limited by the load capacity of the ball joint / threaded stud (property class 5.8).

The static load values (only valid for Type OS, KS and KSE) in the above table refer to a net vertical load in relation to the leveling foot. Under normal operating conditions side loading or angular loading is not uncommon and the load capacity would be considerably reduced which must be taken into consideration.

Leveling feet of type KSE / KRE have conductive plastic caps that prevent the build-up of electrostatic charges. The ESD conformity has been tested and confirmed as per DIN EN 61340-5-1 / DIN EN 61340-5-3.

Leveling feet GN 343.1 / GN 343.2 cannot be disassembled.

**see also...**

- *Leveling Feet GN 343.3 / GN 343.4*  
(Foot Plastic, Internal Thread / Threaded Stud Steel) → Page 1426
- *Leveling Feet GN 343.7 / GN 343.8*  
(Foot Plastic, Internal Thread / Threaded Stud SST) → Page 1430
- *Stainless Steel Leveling Feet GN 343.5 / GN 343.6* → Page 1428
- *Leveling Feet GN 342.1 / GN 342.2 (with Vibration Damping)* → Page 1432

How to order (With internal thread)	1	d <sub>1</sub>
	2	d <sub>2</sub>
<b>GN 343.1-50-M12-OS</b>	4	Type

How to order (With threaded stud)	1	d <sub>1</sub>
	2	d <sub>2</sub>
	3	l <sub>1</sub>
<b>GN 343.2-32-M10-50-KR</b>	4	Type

3.1  
3.2  
3.3  
3.4  
3.5  
3.6  
3.7  
3.8  
3.9

