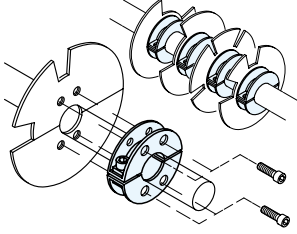




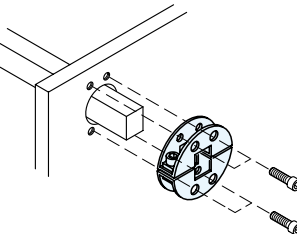




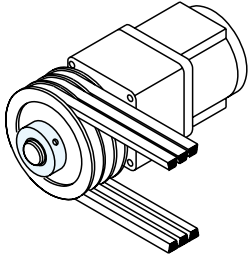


圓軸用	標準型	4孔型
		
	2螺牙孔型	凸緣型
		
角軸用	標準型	4孔型
		
	2螺牙孔型	凸緣型
		

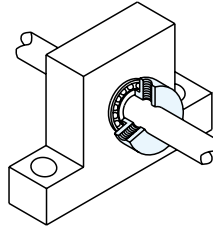
軸支架的安裝與固定

- 分離型構造的軸支架,使零件的安裝變得容易
機械組立後的改造或維護時的感應器,安裝相對輕鬆

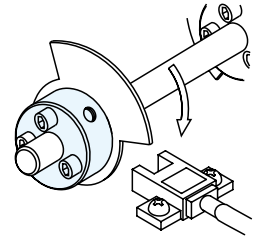
SC 標準固定環
皮帶輪固定



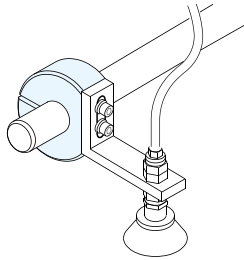
SC 軸承用標準固定環
軸承固定



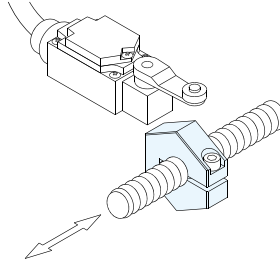
SC 3孔固定環
限位器安裝



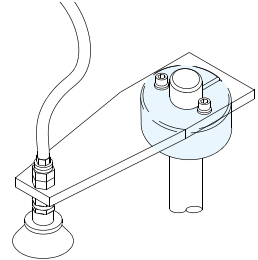
SCS D切面型
支撐架安裝



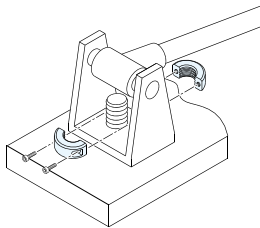
SCS 六角型內徑螺牙
感應器用



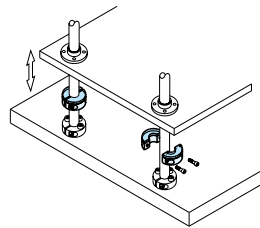
SCS 螺牙孔型
平板安裝



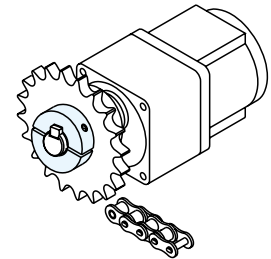
SCSS 內徑螺牙型
螺桿軸固定



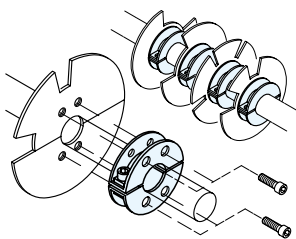
SCSS 有阻尼
位置制動



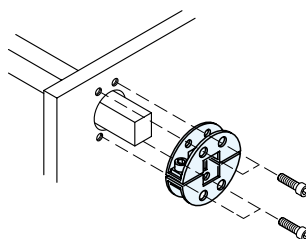
SCSS 有鍵槽
鏈輪固定



圓軸用
限位器安裝



角軸用
方軸固定



角軸用
感應器支架安裝

