

- 1
- 2
- 3
- 4
- 5
- 6
- 7
- 8
- 9
- 10
- 11
- 12
- 13
- 14
- 15
- 16
- 17
- 18

MATERIAL

Glass-fibre reinforced polyamide based (PA) technopolymer, grey-black colour, matte finish.

MICROSWITCH WITH BUTTON

The device is made up of a normally open contact (NO) and a normally closed contact (NC).

Switching takes place by pressing the blue button (monostable contact).

LED

A red Led and a green Led can be configured through external logic to indicate the switch status.

Voltage range 24 Vdc ± 15%

SCREW-COVERS

Technopolymer, grey-black colour, matte finish. Supplied assembled, removable by a screwdriver.

IP PROTECTION

IP 65 protection class, according to EN 60529 (see page A-19).

STANDARD EXECUTIONS

- Pass-through holes for cylindrical-head screws with hexagon socket.
- **EBR-SWM-B-C**: zinc-plated connector with 8 poles, back output.
- **EBR-SWM-L-C**: zinc-plated steel connector with 8 poles, left side output.
- **EBR-SWM-R-C**: zinc-plated connector with 8 poles, right side output.
- 8 pole cable UL: AWG22 RAL9005 PVC UL AWM Style 1569/2517.
- **EBR-SWM-B-F2.5**: 8 pole cable, length 2.5 metres, back output.
- **EBR-SWM-B-F5**: 8 pole cable, length 5 metres, back output.
- **EBR-SWM-L-F2.5**: 8 pole cable, length 2.5 metres, left side output.
- **EBR-SWM-L-F5**: 8 pole cable, length 5 metres, left side output.
- **EBR-SWM-R-F2.5**: 8 pole cable, length 2.5 metres, right side output.
- **EBR-SWM-R-F5**: 8 pole cable, length 5 metres, right side output.

FEATURES AND APPLICATIONS

These handles are typically assembled on machine doors or protections. Through external logic, the Leds can be configured to indicate the specific status of the button. Example: With the machine working, the red light is turned on and the green light is off. By pressing the button, the operator requests access to the protected area: in this case the green light will turn on, while the red one will be off.

The mechanical life of the button is 1 x 10⁶ cycles.

In case of use of an extension with angled connector, the direction of the cable output is shown in the Fig.1.

EBR-SWM handle can be assembled with EBR neutral handle.

ACCESSORIES ON REQUEST

FC-M12x1: extensions with 8 pole M12 female axial connector.

OTHER STANDARD EXECUTIONS

- EBR.: single complementary handle without switch.
- EBR-SWB: handle with bistable electrical switch.



ERGOSTYLE® ELESA Original design

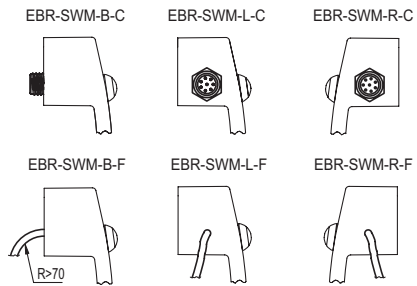
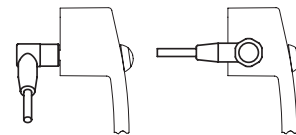
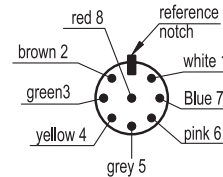


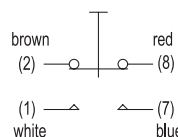
Fig.1



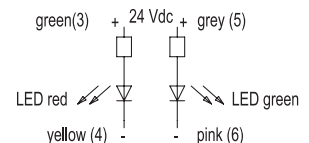
Contact wiring cable



Switch



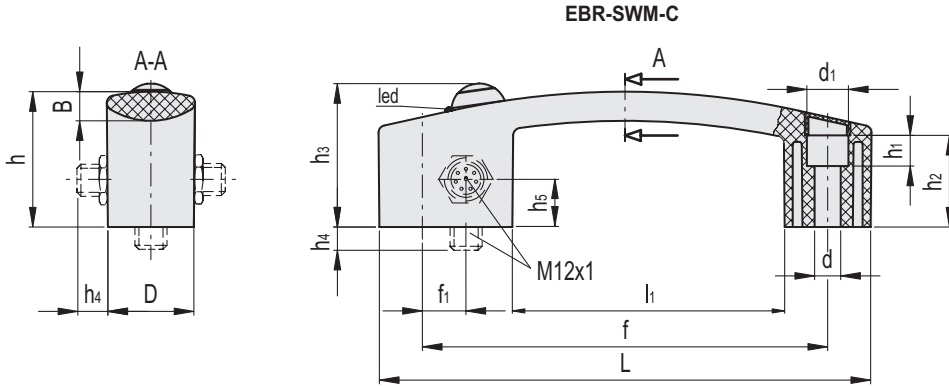
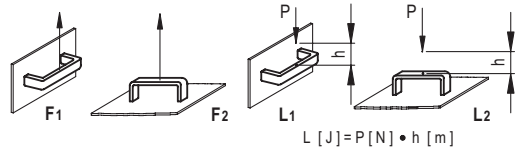
Leds



Electrical Features			
Load	Voltage	Current	Max Cycles
Resistive	28 Vdc	4 A	25000
Resistive	115 Vac, 60 Hz	1 A	25000
Inductive	28 Vdc	2 A	25000
DWV	1050 Vrms	-	-
Logic level	5 Vdc	10 mA	1 x 10 ⁶

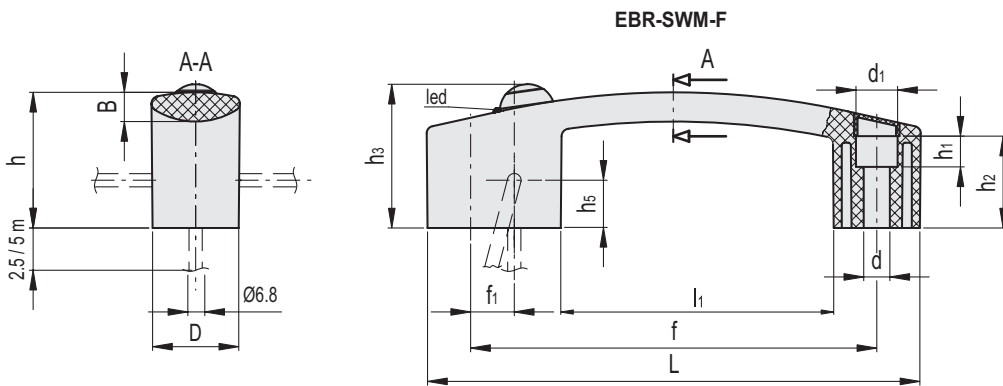
TECHNICAL DATA

Tensile stress and impact strength: the values F1, F2, L1 and L2 indicated in the table were obtained during breaking tests carried out with the appropriate dynamometric equipment under the test conditions shown in the figure with ambient temperature.



EBR-SWM-C

Code	Description	L	f	d	d1	f1	D	h	h1	h2	h3	h4	h5	B	l1	F1 [N]	F2 [N]	L1 [J]	L2 [J]	⚖️
260541-C1	EBR.150-SWM-B-C	160	132±0.5	8.5	13.5	16	28	44	10	30	47	11	-	8.5	89	2800	2900	35	8	96
260551-C1	EBR.150-SWM-L-C	160	132±0.5	8.5	13.5	16	28	44	10	30	47	16	13	8.5	89	2800	2900	35	8	96
260561-C1	EBR.150-SWM-R-C	160	132±0.5	8.5	13.5	16	28	44	10	30	47	16	13	8.5	89	2800	2900	35	8	96



EBR-SWM-F

Code	Description	L	f	d	d1	f1	D	h	h1	h2	h3	h5	B	l1	F1 [N]	F2 [N]	L1 [J]	L2 [J]	⚖️
260546-C1	EBR.150-SWM-B-F2,5	160	132±0.5	8.5	13.5	16	28	44	10	30	47	-	8.5	89	2800	2900	35	8	220
260542-C1	EBR.150-SWM-B-F5	160	132±0.5	8.5	13.5	16	28	44	10	30	47	-	8.5	89	2800	2900	35	8	344
260556-C1	EBR.150-SWM-L-F2,5	160	132±0.5	8.5	13.5	16	28	44	10	30	47	13	8.5	89	2800	2900	35	8	220
260552-C1	EBR.150-SWM-L-F5	160	132±0.5	8.5	13.5	16	28	44	10	30	47	13	8.5	89	2800	2900	35	8	344
260566-C1	EBR.150-SWM-R-F2,5	160	132±0.5	8.5	13.5	16	28	44	10	30	47	13	8.5	89	2800	2900	35	8	220
260562-C1	EBR.150-SWM-R-F5	160	132±0.5	8.5	13.5	16	28	44	10	30	47	13	8.5	89	2800	2900	35	8	344

