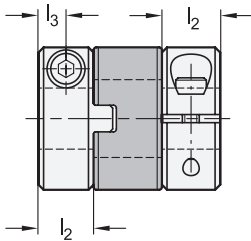
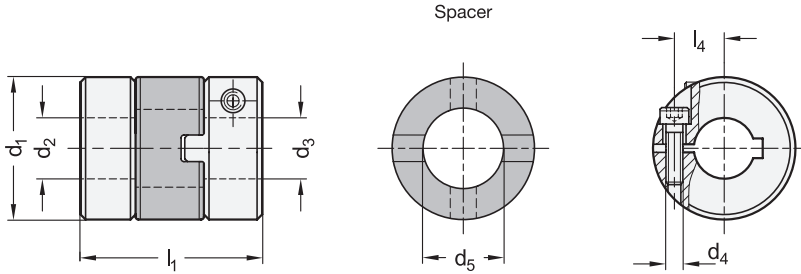


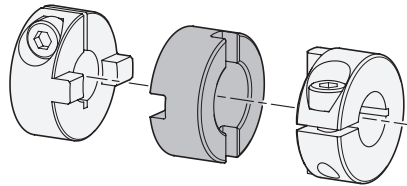


2 Bore code

- B** without keyway
- K** with keyway (from $d_1 = 20$)



Assembly instruction



1

3

d_1	$d_2 - d_3$ H8 recommended shaft tolerance h7					
12	4-4	4-5	5-5	-	-	-
15	4-4	4-5	4-6	5-5	5-6	6-6
20	6-6	6-8	6-10	8-8	8-10	10-10
30	8-8	8-10	8-12	10-10	10-12	12-12
38	12-12	12-15	12-20	15-15	15-20	20-20

d_1	d_4	d_5	l_1	l_2 recommended shaft insertion depth	l_3	l_4
12	M 2	5,2	19	6,2	3,1	4
15	M 2,5	8,2	21,2	7	3,5	5
20	M 3	12,2	27	8,8	4,4	7,5
30	M 4	16,2	32,5	10	5	11,1
38	M 5	20,3	40	12,1	6	14,2

d_1	Rated torque in Nm*	Max. torque in Nm*	Max. speed (min ⁻¹)	Moment of inertia in kgm ²	Static torsional stiffness in Nm/rad	Max. shaft misalignment	
						lateral in mm	angular in °
12	1	2	52.000	$6,6 \times 10^{-8}$	60	1	3
15	1,6	3,2	42.000	$1,7 \times 10^{-7}$	80	1	3
20	3,2	6,4	31.000	$8,0 \times 10^{-7}$	120	1,2	3
30	15	30	21.000	$5,3 \times 10^{-6}$	530	2	3
38	28	56	16.000	$1,5 \times 10^{-5}$	1500	2,5	3

*Load fluctuations are not taken into account



Specification



- Hub
Aluminum **AL**
anodized, natural color

- Spacer
Plastic (Polyacetal POM) **KU**
temperature resistant up to 80 °C

- Socket cap screws DIN 912
Steel, blackened

- Temperature range: -20 °C up to +80 °C

- Keyway P9 DIN 6885
→ Main Catalogue Page 1420

- ISO-Fundamental tolerances
→ Main Catalogue Page 1479

- Plastic characteristics
→ Main Catalogue Page 1483

- RoHS

Information

Oldham couplings GN 2242 can compensate for large lateral shaft misalignments while transmitting high torques. As a result, they are used in applications with a focus on pure torque and power transmission associated with high lateral shaft misalignments.

The clamping hubs and simple plug-in installation make oldham couplings very easy to assemble. They are suitable for a diverse range of applications and are used in general machine construction in packaging machines and pumps.

With the bore code K, the keyway is always integrated into both bores d_2 and d_3 .

see also...

- Assembly instructions on couplings → Page 22
- Technical information on couplings → Page 24
- Oldham couplings GN 2243 (with grub screw) → Page 14
- Elastomer jaw couplings GN 2240 (with clamping hub) → Page 8

How to order

1	d_1
2	Bore code
3	$d_2 - d_3$
4	Material (Hub)
5	Material (Spacer)

GN 2242-20-B 8-10-AL-KU