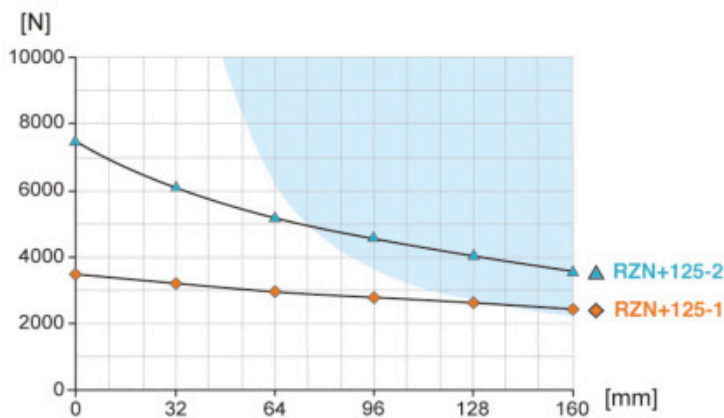


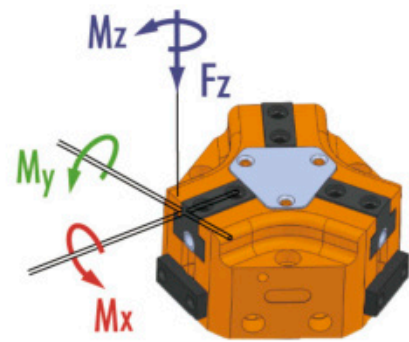
RZN-plus 125



夾持力 Gripping force 夾持力與 夾爪 (finger) 長度對照表 Gripping force and jaw (finger) length chart



顏色區域：會增加夾爪磨損及撕裂機會
Colored area: increased wear and tear to be expected

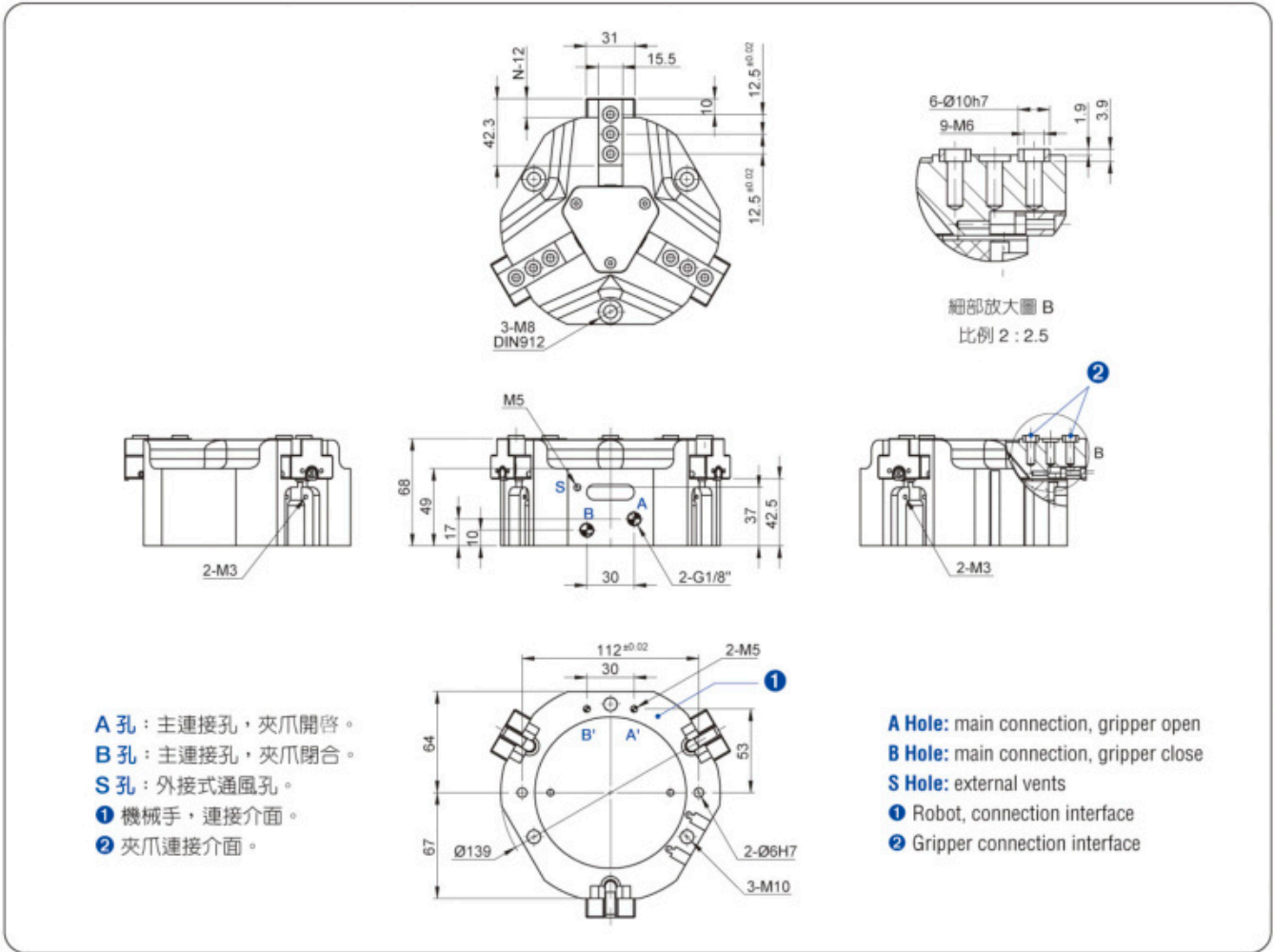


- Mx max. 120.0 Nm
- My max. 120.0 Nm
- Mz max. 100.0 Nm
- Fz max. 3200.0 N

技術資料 Technical data

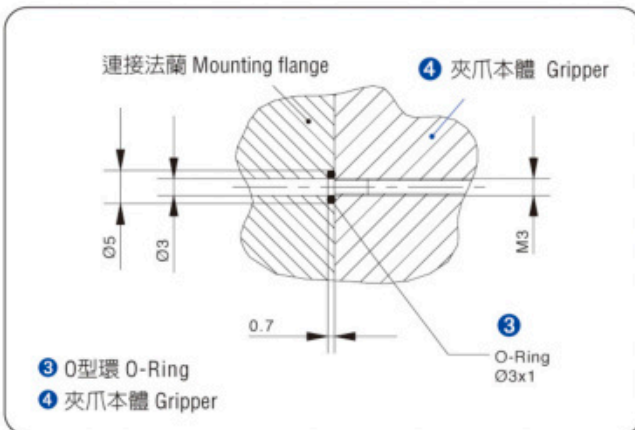
型號 Model		RZN+125-1	RZN+125-2
單爪行程 Stroke per jaw	mm	12	6
關閉力 Closing force	N	3500	7600
開啓力 Opening force	N	3600	7850
關閉/開啓時間 Closing/opening Time	s	0.2 / 0.2	0.2 / 0.2
重複精度 Repeatability	+/- mm	0.01	0.01
最小壓力 Min. pressure	bar	2	2
最大壓力 Max. pressure	bar	8	8
最小/最大溫度 Min. /max. temperature	°C	5 - 80	5 - 80
壓縮空氣消耗量 Compressed air consumption	cm ³	190	190
重量 Weight	Kg	2.7	2.7
建議工件重量 Recom. work piece weight	Kg	17.8	38.7

外觀尺寸圖 Dimensions



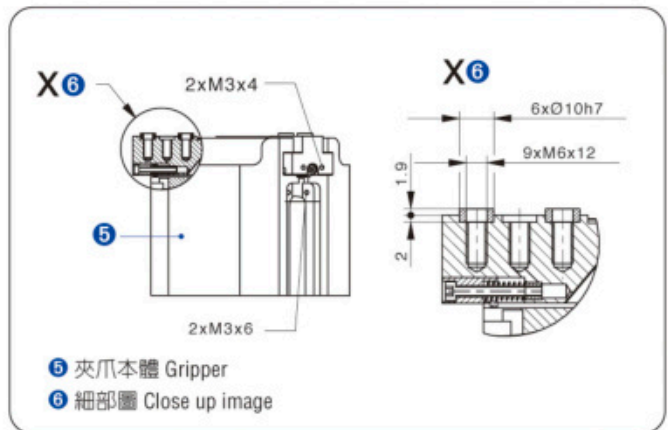
■ 上圖為閉爪時的基本款，不含選配物件尺寸。 ■ The picture shows the basic models when closing, excluding optional object size.

背板供氣示意圖 Hose-free direct connection



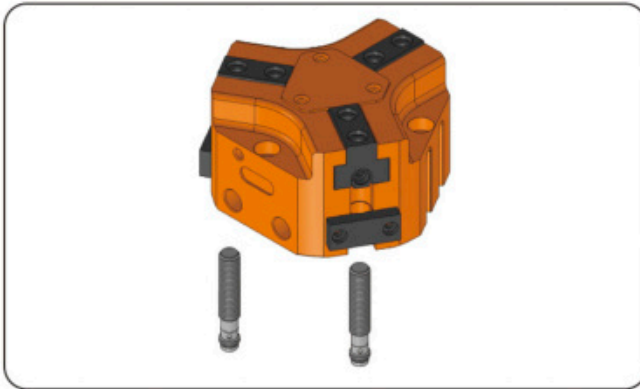
- 直接連結供氣口，壓縮空氣直接供給夾爪使用，無須外接管線，可將壓力介質饋入安裝板上的內孔。
- Direct link air supply port, compressed air supplied directly to the jaws, no external piping, pressure medium can be fed into the hole on the mounting plate

求心襯套尺寸圖 Centering sleeve



- 使用求心襯套來固定機械手指，達到準確定位。
- Using centering sleeve to fix the mechanical fingers, to achieve accurate positioning.

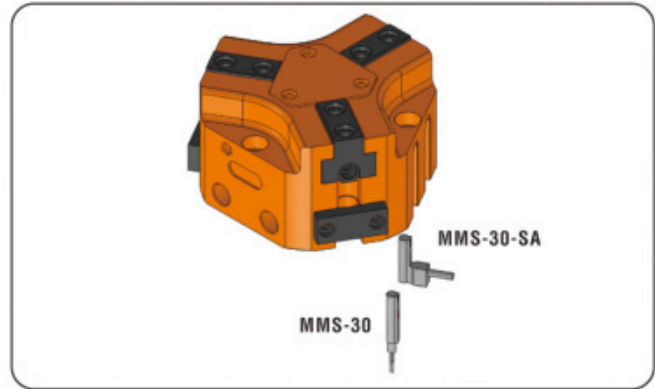
(無接觸式)側邊感應器系統(Non-contact) Side sensor system



- (無接觸式)側邊終端位置監控:
夾爪行程感應器，可直接由側邊安裝。
- 每個機械夾爪需要至少2個感應器(無接觸式)。
- (Non-contact) Side terminal position monitoring:
Jaw stroke sensor can be installed directly from the sides.
- Each mechanical gripper needs at least two sensors (non-contact)

型號 Model	建議使用數量 Recom. number of use
IN80-M8	2

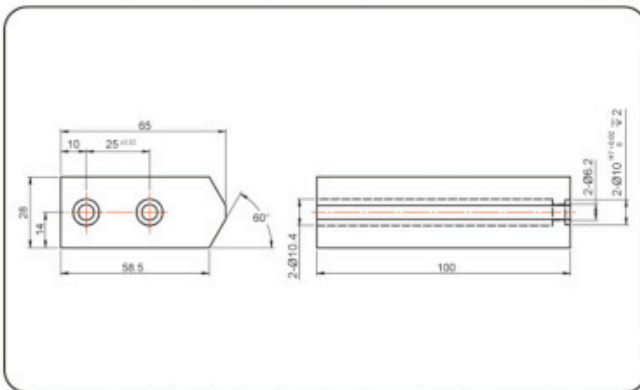
(接觸式)C型槽感應器系統 (Contact) C-slot sensor system



- 接觸式C型槽終端位置監控:
夾爪磁簧感應器，安裝於夾爪C型槽內。
- 每個機械夾爪需要至少2個感應器(接觸式)。
- Contact C-slot terminal position monitoring:
Gripper magnetic field sensor, installed in the C-slot.
- Each mechanical gripper needs at least two sensors (contact)

型號 Model	型式 Description	建議使用數量 Recom. number of use
MMS-30	直行設計(兩線無接點) Straight design (two-line non-contact)	2
MMS-30-SA	90度設計(兩線無接點) 90 degrees design (two-line non-contact)	2

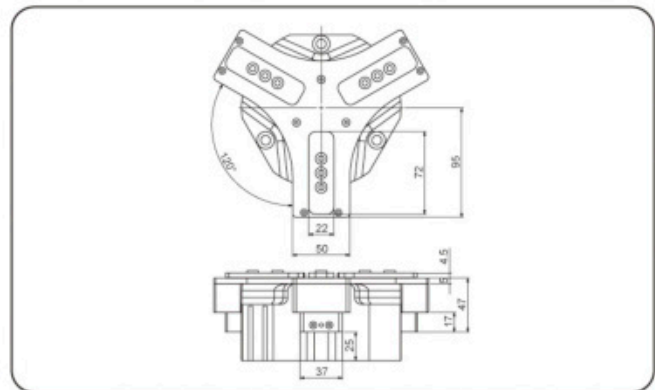
夾爪素材 Universal jaw set



- 素材夾爪供客戶自行加工，螺絲連接介面也需自行加工。
- Jaw sets are provided for customer self-processing, screw connection interface also need their own processing.

型號 Model	材質 Description	建議使用數量 Recom. number of use
ABR-plus 125	鋁 Aluminium	3
SBR-plus 125	鐵 Iron	3

防塵罩模組 Dust protection module



- 安裝螺絲連接介面，請見基本款。
- 防塵保護款增加了防止滲透性物質進入的等級
夾爪長度需從防塵罩上的連接面量起。
- Mounting screw connection interface, see basic models.
- Dust protection is to upgrade the IP level and prevent from leaking materials into the gripper. The length of fingers need to be measured from the surface of dust cover.

型號 Model	材質 Description	建議使用數量 Recom. number of use
RGN+125-1-SD	鋁 Aluminium	1

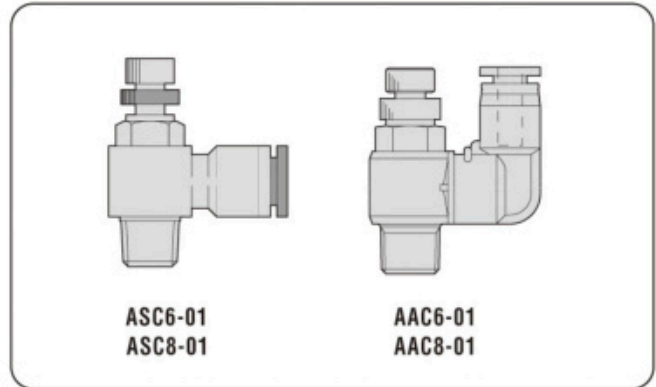
彈簧頂料裝置 Spring ejector device



- 彈簧頂料裝置:
專門為三爪夾爪裝料機設計頂料裝置，避免夾爪開爪後工件扣上。
- Spring gripper pusher:
Special designed for 3-jaw gripper, avoid work piece fasten after gripper open.

型號 Model	建議使用數量 Recom. number of use
A-RZN+125	1

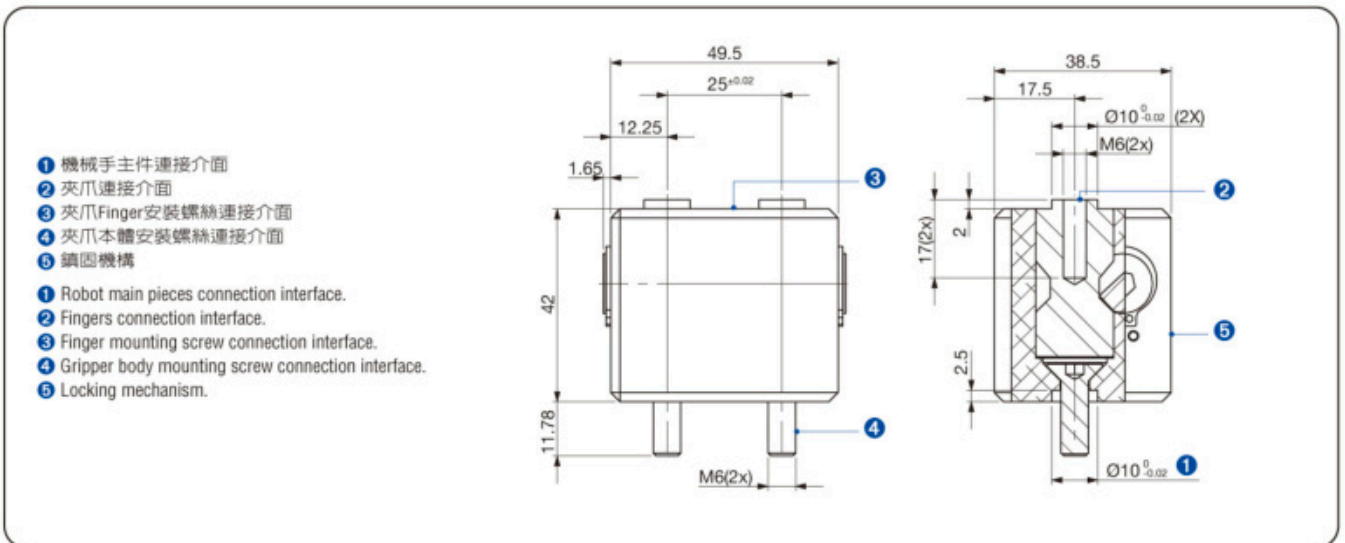
夾爪調速閥 Speed control valve



- 夾爪專用調速閥:
調整夾爪開張速度專用調速閥門
- 每個機械夾爪需要至少2個調速閥。
- Speed control valve special for grippers:
Special for adjusting the opening speed of gripper.
- Each mechanical gripper needs at least two speed control valves.

型號 Model	型式 Description	建議使用數量 Recom. number of use
ASC6-01	90度設計 Ø6管徑 90 degrees design ø6 diameter	2
ASC8-01	90度設計 Ø8管徑 90 degrees design ø8 diameter	2
AAC6-01	直通設計 Ø6管徑 Straight design ø6 diameter	2
AAC8-01	直通設計 Ø8管徑 Straight design ø8 diameter	2

RSWS 快速換爪系統 Quick change finger system



- RSWS快速換爪系統可允許在機械夾爪主件上手動快速更換上爪。夾爪皆需要兩個轉接器(RSWS-B)與一個快速更換底座(RSWS-A)。
- RSWS finger quick change system, fingers on the top of the gripper can quickly be changed manually. 1 set of quick-change base (RSWS-A) and 2 sets of quick-change connector (RSWS-B) are needed for every gripper.

型號 Model	型式 Type	兩組夾爪建議使用數量 Recom. number of use for 2 grippers
RSWS-A-125	快速更換底座 Quick-change base	2
RSWS-B-125	快速更換連接器 Quick-change connector	4

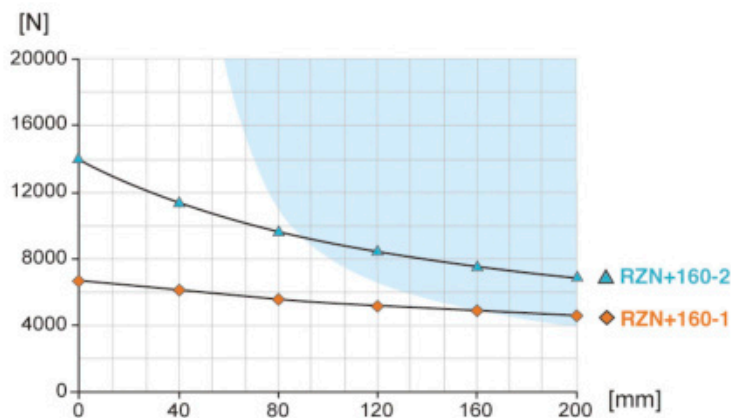
RZN-plus 125

RZN-plus 160

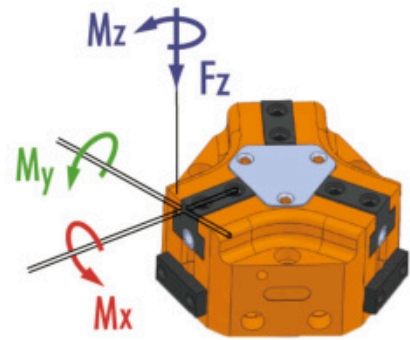


夾持力 Gripping force

夾持力與 夾爪 (finger) 長度對照表 Gripping force and jaw (finger) length chart



顏色區域：會增加夾爪磨損及撕裂機會
Colored area: increased wear and tear to be expected

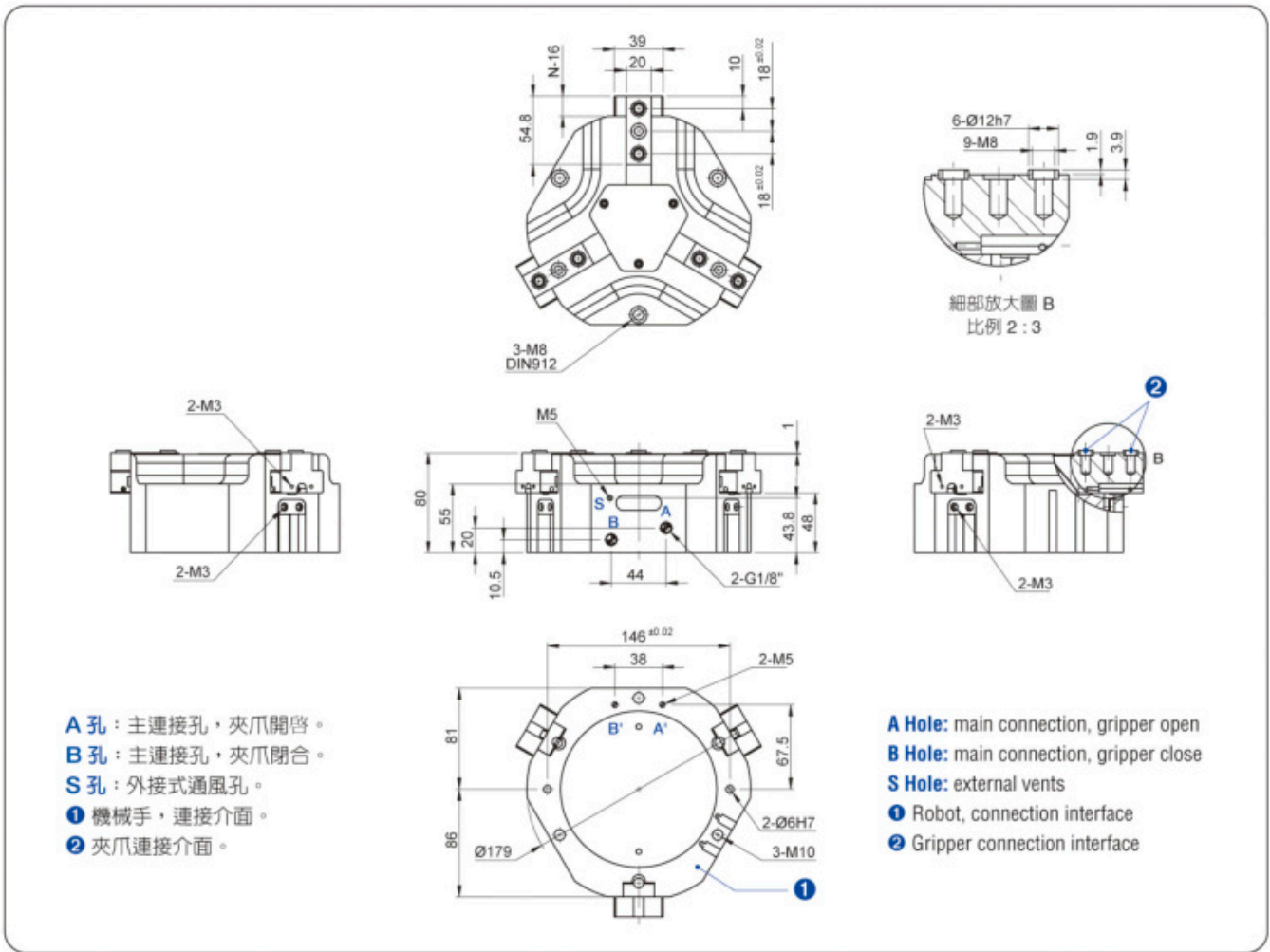


- Mx max. 160.0 Nm
- My max. 180.0 Nm
- Mz max. 140.0 Nm
- Fz max. 5000.0 N

技術資料 Technical data

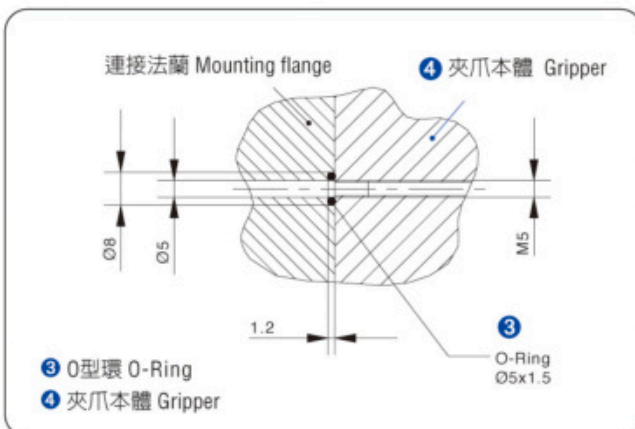
型號 Model		RZN+160-1	RZN+160-2
單爪行程 Stroke per jaw	mm	16	8
關閉力 Closing force	N	6500	14000
開啓力 Opening force	N	6600	14400
關閉/開啓時間 Closing/opening Time	s	0.25 / 0.25	0.25 / 0.25
重複精度 Repeatability	+/- mm	0.02	0.02
最小壓力 Min. pressure	bar	2	2
最大壓力 Max. pressure	bar	8	8
最小/最大溫度 Min. /max. temperature	°C	5 - 80	5 - 80
壓縮空氣消耗量 Compressed air consumption	cm³	470	470
重量 Weight	Kg	5.1	5.1
建議工件重量 Recom. work piece weight	Kg	33.1	71.4

外觀尺寸圖 Dimensions



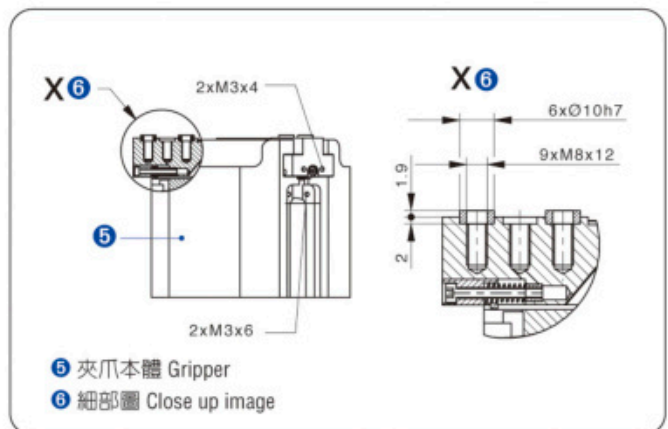
■ 上圖為閉爪時的基本款，不含選配物件尺寸。 ■ The picture shows the basic models when closing, excluding optional object size.

背板供氣示意圖 Hose-free direct connection



- 直接連結供氣口，壓縮空氣直接供給夾爪使用，無須外接管線，可將壓力介質饋入安裝板上的內孔。
- Direct link air supply port, compressed air supplied directly to the jaws, no external piping, pressure medium can be fed into the hole on the mounting plate

求心襯套尺寸圖 Centering sleeve



- 使用求心襯套來固定機械手指，達到準確定位。
- Using centering sleeve to fix the mechanical fingers, to achieve accurate positioning.

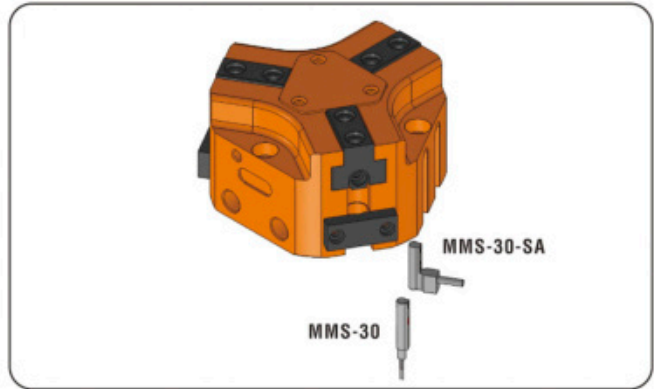
(無接觸式)側邊感應器系統(Non-contact) Side sensor system



- (無接觸式)側邊終端位置監控:
夾爪行程感應器，可直接由側邊安裝。
- 每個機械夾爪需要至少2個感應器(無接觸式)。
- (Non-contact) Side terminal position monitoring:
Jaw stroke sensor can be installed directly from the sides.
- Each mechanical gripper needs at least two sensors (non-contact)

型號 Model	建議使用數量 Recom. number of use
IN80-M8	2

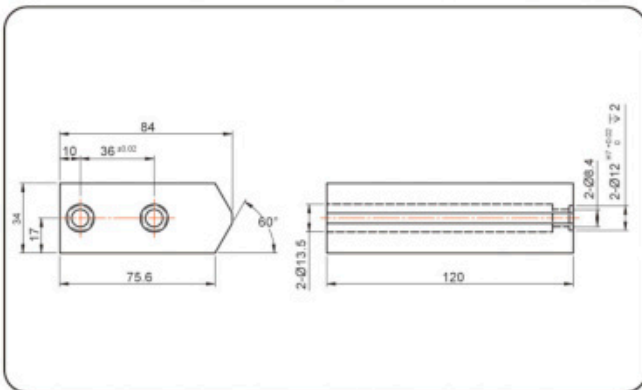
(接觸式)C型槽感應器系統 (Contact) C-slot sensor system



- 接觸式C型槽終端位置監控:
夾爪磁簧感應器，安裝於夾爪C型槽內。
- 每個機械夾爪需要至少2個感應器(接觸式)。
- Contact C-slot terminal position monitoring:
Gripper magnetic field sensor, installed in the C-slot.
- Each mechanical gripper needs at least two sensors (contact)

型號 Model	型式 Description	建議使用數量 Recom. number of use
MMS-30	直行設計(兩線無接點) Straight design (two-line non-contact)	2
MMS-30-SA	90度設計(兩線無接點) 90 degrees design (two-line non-contact)	2

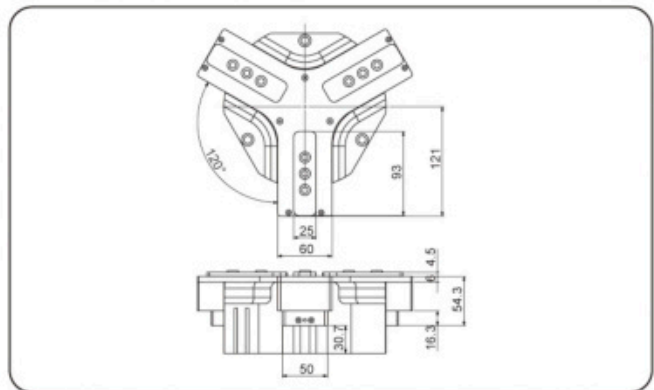
夾爪素材 Universal jaw set



- 素材夾爪供客戶自行加工，螺絲連接介面也需自行加工。
- Jaw sets are provided for customer self-processing, screw connection interface also need their own processing.

型號 Model	材質 Description	建議使用數量 Recom. number of use
ABR-plus 160	鋁 Aluminium	3
SBR-plus 160	鐵 Iron	3

防塵罩模組 Dust protection module



- 安裝螺絲連接介面，請見基本款。
- 防塵保護款增加了防止滲透性物質進入的等級
夾爪長度需從防塵罩上的連接面量起。
- Mounting screw connection interface, see basic models.
- Dust protection is to upgrade the IP level and prevent from leaking materials into the gripper. The length of fingers need to be measured from the surface of dust cover.

型號 Model	材質 Description	建議使用數量 Recom. number of use
RGN+160-1-SD	鋁 Aluminium	1

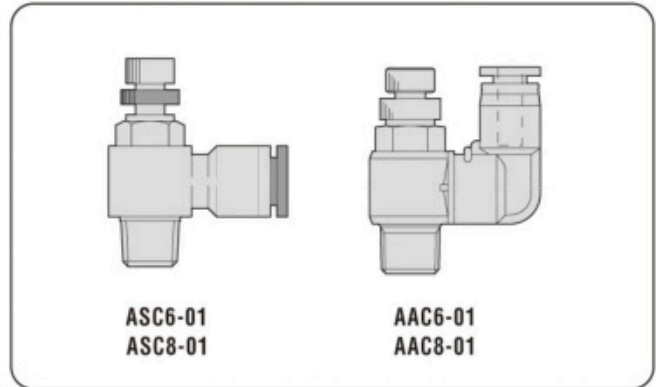
彈簧頂料裝置 Spring ejector device



- 彈簧頂料裝置:
專門為三爪夾爪裝料機設計頂料裝置，避免夾爪開爪後工件扣上。
- Spring gripper pusher:
Special designed for 3-jaw gripper, avoid work piece fasten after gripper open.

型號 Model	建議使用數量 Recom. number of use
A-RZN+160	1

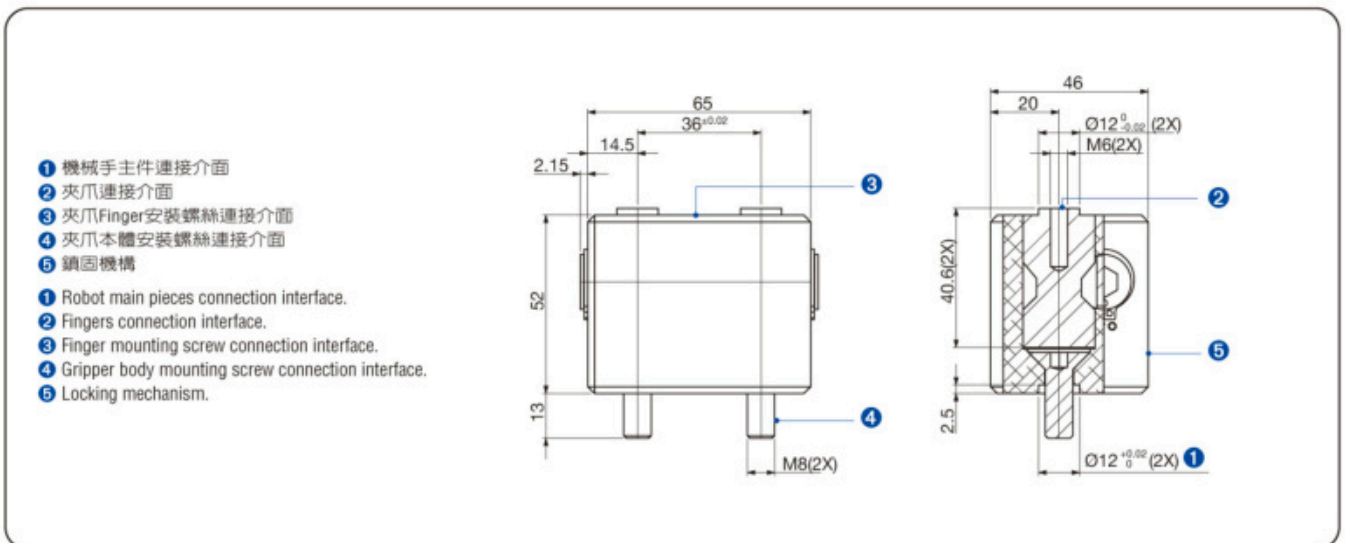
夾爪調速閥 Speed control valve



- 夾爪專用調速閥:
調整夾爪開張速度專用調速閥門
- 每個機械夾爪需要至少2個調速閥。
- Speed control valve special for grippers:
Special for adjusting the opening speed of gripper.
- Each mechanical gripper needs at least two speed control valves.

型號 Model	型式 Description	建議使用數量 Recom. number of use
ASC6-01	90度設計 Ø6管徑 90 degrees design ø6 diameter	2
ASC8-01	90度設計 Ø8管徑 90 degrees design ø8 diameter	2
AAC6-01	直通設計 Ø6管徑 Straight design ø6 diameter	2
AAC8-01	直通設計 Ø8管徑 Straight design ø8 diameter	2

RSWS 快速換爪系統 Quick change finger system



- 1 機械手主件連接介面
 - 2 夾爪連接介面
 - 3 夾爪Finger安裝螺絲連接介面
 - 4 夾爪本體安裝螺絲連接介面
 - 5 鎖回機構
- 1 Robot main pieces connection interface.
 2 Fingers connection interface.
 3 Finger mounting screw connection interface.
 4 Gripper body mounting screw connection interface.
 5 Locking mechanism.

- RSWS快速換爪系統可允許在機械夾爪主件上手動快速更換上爪。夾爪皆需要兩個轉接器(RSWS-B)與一個快速更換基座(RSWS-A)。
- RSWS finger quick change system, fingers on the top of the gripper can quickly be changed manually. 1 set of quick-change base (RSWS-A) and 2 sets of quick-change connector (RSWS-B) are needed for every gripper.

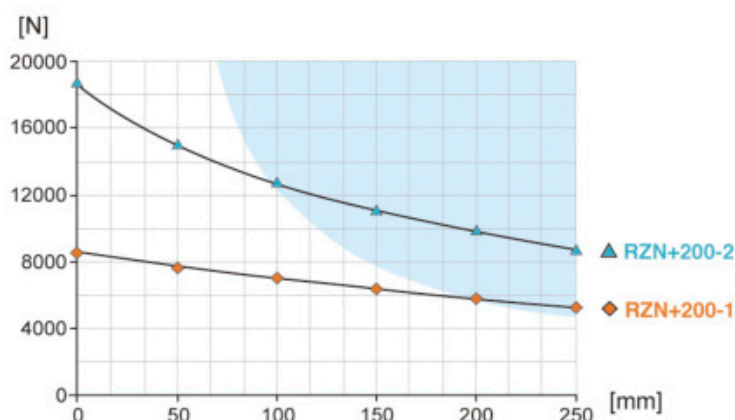
型號 Model	型式 Type	兩組夾爪建議使用數量 Recom. number of use for 2 grippers
RSWS-A-160	快速更換基座 Quick-change base	2
RSWS-B-160	快速更換連接器 Quick-change connector	4

RZN-plus 160

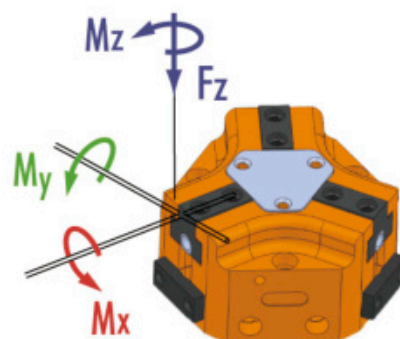
RZN-plus 200



夾持力 Gripping force 夾持力與 夾爪 (finger) 長度對照表 Gripping force and jaw (finger) length chart



顏色區域: 會增加夾爪磨損及撕裂機會
Colored area: increased wear and tear to be expected

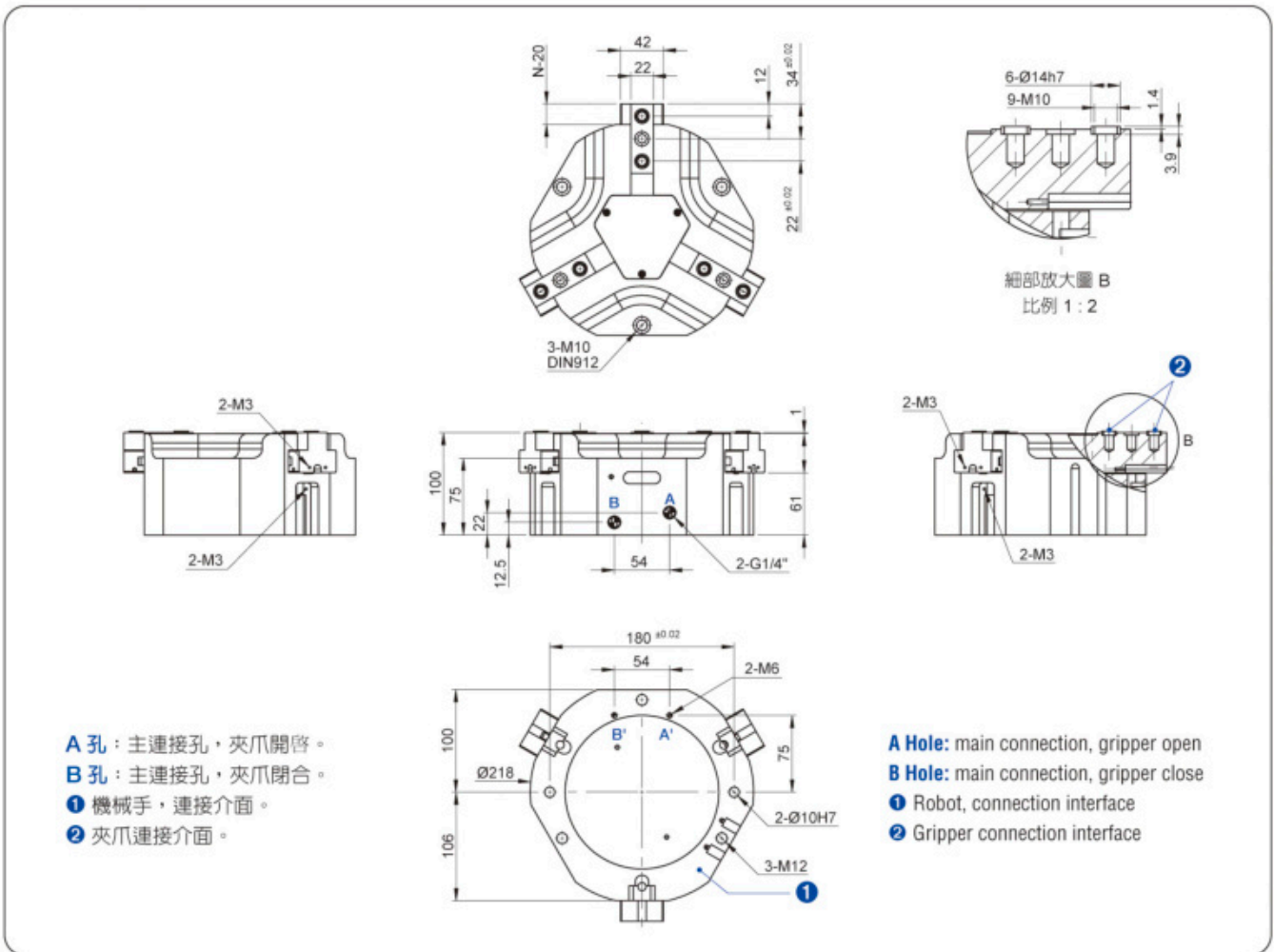


- Mx max. 180.0 Nm
- My max. 220.0 Nm
- Mz max. 170.0 Nm
- Fz max. 7000.0 N

技術資料 Technical data

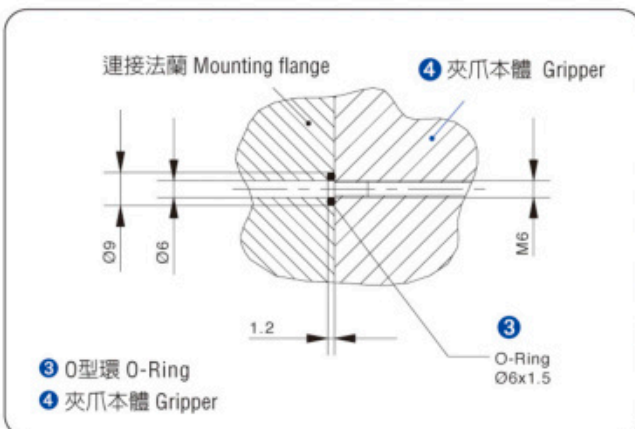
型號 Model		RZN+200-1	RZN+200-2
單爪行程 Stroke per jaw	mm	20	10
關閉力 Closing force	N	8200	18150
開啓力 Opening force	N	8450	18700
關閉/開啓時間 Closing/opening Time	s	0.35 / 0.35	0.35 / 0.35
重複精度 Repeatability	+/- mm	0.05	0.05
最小壓力 Min. pressure	bar	2	2
最大壓力 Max. pressure	bar	8	8
最小/最大溫度 Min. /max. temperature	°C	5 - 80	5 - 80
壓縮空氣消耗量 Compressed air consumption	cm ³	825	825
重量 Weight	Kg	9.6	9.6
建議工件重量 Recom. work piece weight	Kg	41.8	92

外觀尺寸圖 Dimensions



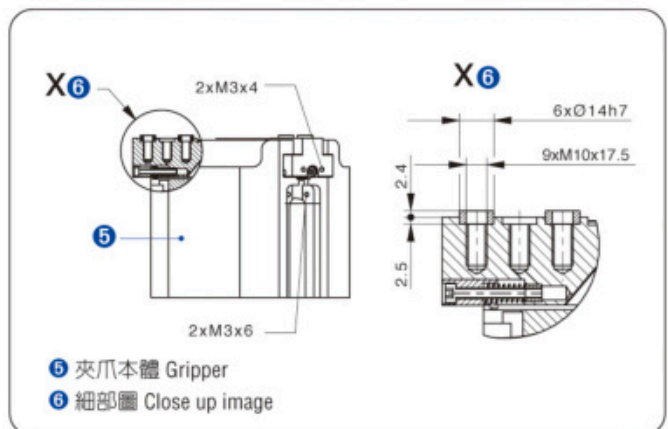
■ 上圖為閉爪時的基本款，不含選配物件尺寸。 ■ The picture shows the basic models when closing, excluding optional object size.

背板供氣示意圖 Hose-free direct connection



- 直接連結供氣口，壓縮空氣直接供給夾爪使用，無須外接管線，可將壓力介質饋入安裝板上的內孔。
- Direct link air supply port, compressed air supplied directly to the jaws, no external piping, pressure medium can be fed into the hole on the mounting plate

求心襯套尺寸圖 Centering sleeve



- 使用求心襯套來固定機械手指，達到準確定位。
- Using centering sleeve to fix the mechanical fingers, to achieve accurate positioning.

RZN-plus 200

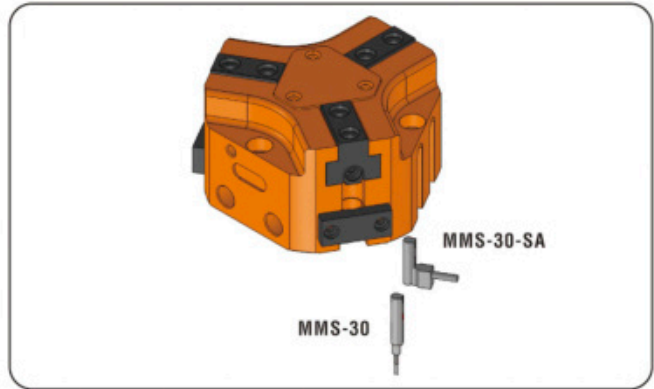
(無接觸式)側邊感應器系統(Non-contact) Side sensor system



- (無接觸式)側邊終端位置監控:
夾爪行程感應器，可直接由側邊安裝。
- 每個機械夾爪需要至少2個感應器(無接觸式)。
- (Non-contact) Side terminal position monitoring:
Jaw stroke sensor can be installed directly from the sides.
- Each mechanical gripper needs at least two sensors (non-contact)

型號 Model	建議使用數量 Recom. number of use
IN80-M8	2

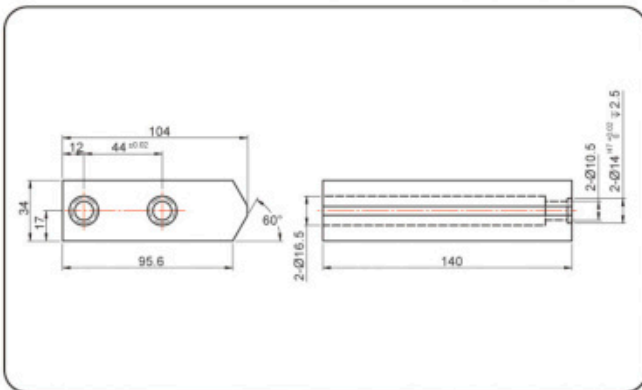
(接觸式)C型槽感應器系統 (Contact) C-slot sensor system



- 接觸式C型槽終端位置監控:
夾爪磁簧感應器，安裝於夾爪C型槽內。
- 每個機械夾爪需要至少2個感應器(接觸式)。
- Contact C-slot terminal position monitoring:
Gripper magnetic field sensor, installed in the C-slot.
- Each mechanical gripper needs at least two sensors (contact)

型號 Model	型式 Description	建議使用數量 Recom. number of use
MMS-30	直行設計(兩線無接點) Straight design (two-line non-contact)	2
MMS-30-SA	90度設計(兩線無接點) 90 degrees design (two-line non-contact)	2

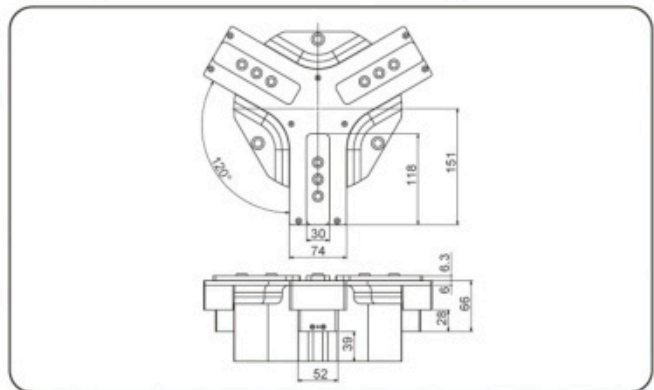
夾爪素材 Universal jaw set



- 素材夾爪供客戶自行加工，螺絲連接介面也需自行加工。
- Jaw sets are provided for customer self-processing, screw connection interface also need their own processing.

型號 Model	材質 Description	建議使用數量 Recom. number of use
ABR-plus 200	鋁 Aluminium	3
SBR-plus 200	鐵 Iron	3

防塵罩模組 Dust protection module



- 安裝螺絲連接介面，請見基本款。
- 防塵保護款增加了防止滲透性物質進入的等級
夾爪長度需從防塵罩上的連接面量起。
- Mounting screw connection interface, see basic models.
- Dust protection is to upgrade the IP level and prevent from leaking materials into the gripper. The length of fingers need to be measured from the surface of dust cover.

型號 Model	材質 Description	建議使用數量 Recom. number of use
RGN+200-1-SD	鋁 Aluminium	1

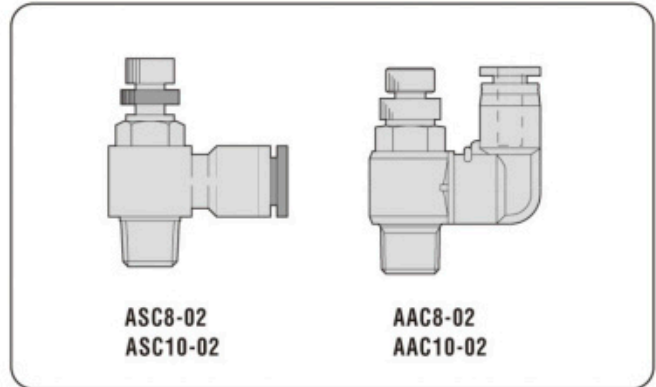
彈簧頂料裝置 Spring ejector device



- 彈簧頂料裝置:
專門為三爪夾爪裝料機設計頂料裝置，避免夾爪開爪後工件扣上。
- Spring gripper pusher:
Special designed for 3-jaw gripper, avoid work piece fasten after gripper open.

型號 Model	建議使用數量 Recom. number of use
A-RZN+200	1

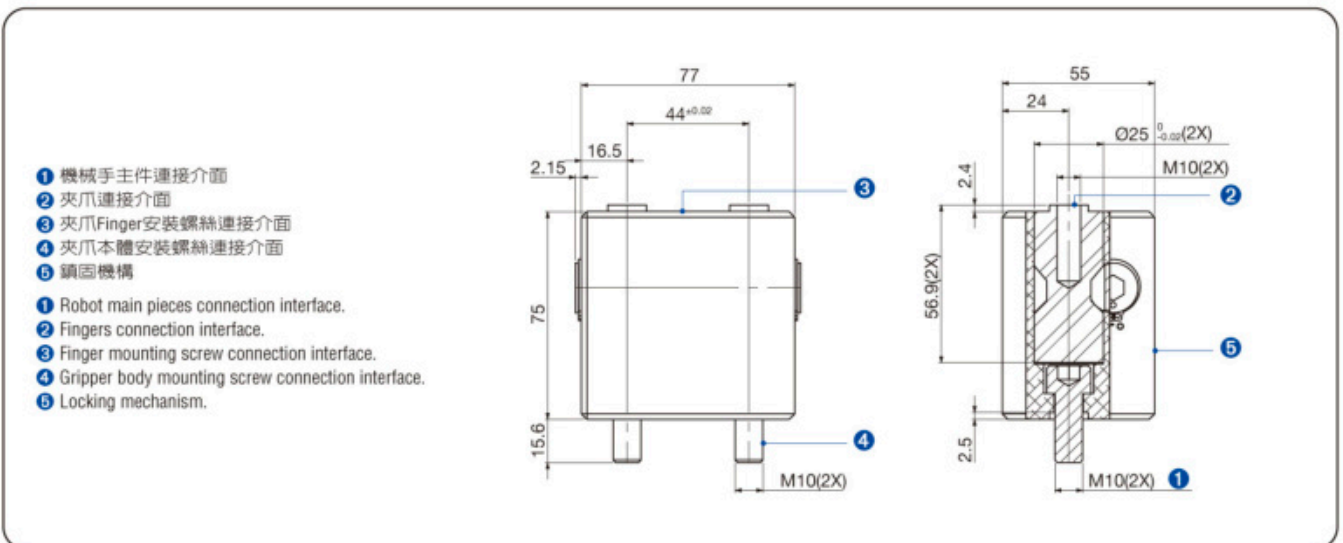
夾爪調速閥 Speed control valve



- 夾爪專用調速閥:
調整夾爪開張速度專用調速閥門
- 每個機械夾爪需要至少2個調速閥。
- Speed control valve special for grippers:
Special for adjusting the opening speed of gripper.
- Each mechanical gripper needs at least two speed control valves.

型號 Model	型式 Description	建議使用數量 Recom. number of use
ASC8-02	90度設計 Ø8管徑 90 degrees design ø8 diameter	2
ASC10-02	90度設計 Ø10管徑 90 degrees design ø10 diameter	2
AAC8-02	直通設計 Ø8管徑 Straight design ø8 diameter	2
AAC10-02	直通設計 Ø10管徑 Straight design ø10 diameter	2

RSWS 快速換爪系統 Quick change finger system



- RSWS快速換爪系統可允許在機械夾爪主件上手動快速更換上爪。夾爪皆需要兩個轉接器(RSWS-B)與一個快速更換基座(RSWS-A)。
- RSWS finger quick change system, fingers on the top of the gripper can quickly be changed manually.
1 set of quick-change base (RSWS-A) and 2 sets of quick-change connector (RSWS-B) are needed for every gripper.

型號 Model	型式 Type	兩組夾爪建議使用數量 Recom. number of use for 2 grippers
RSWS-A-200	快速更換基座 Quick-change base	2
RSWS-B-200	快速更換連接器 Quick-change connector	4

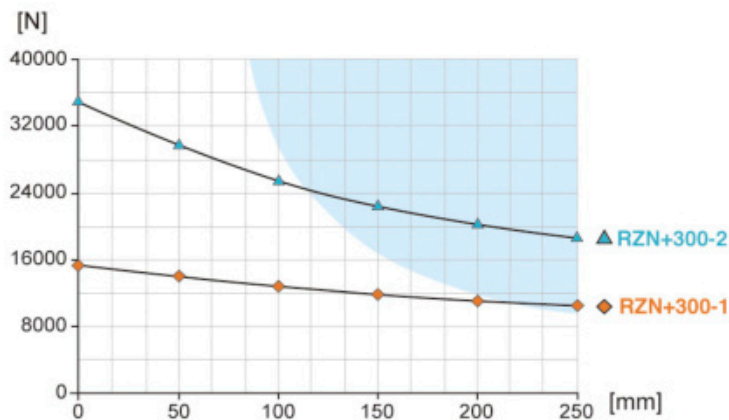
RZN-plus 200

RZN-plus 300

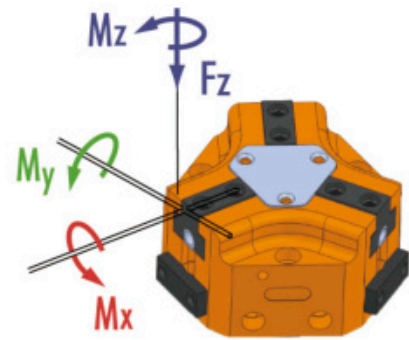


夾持力 Gripping force

夾持力與 夾爪 (finger) 長度對照表 Gripping force and jaw (finger) length chart



顏色區域：會增加夾爪磨損及撕裂機會
Colored area: increased wear and tear to be expected

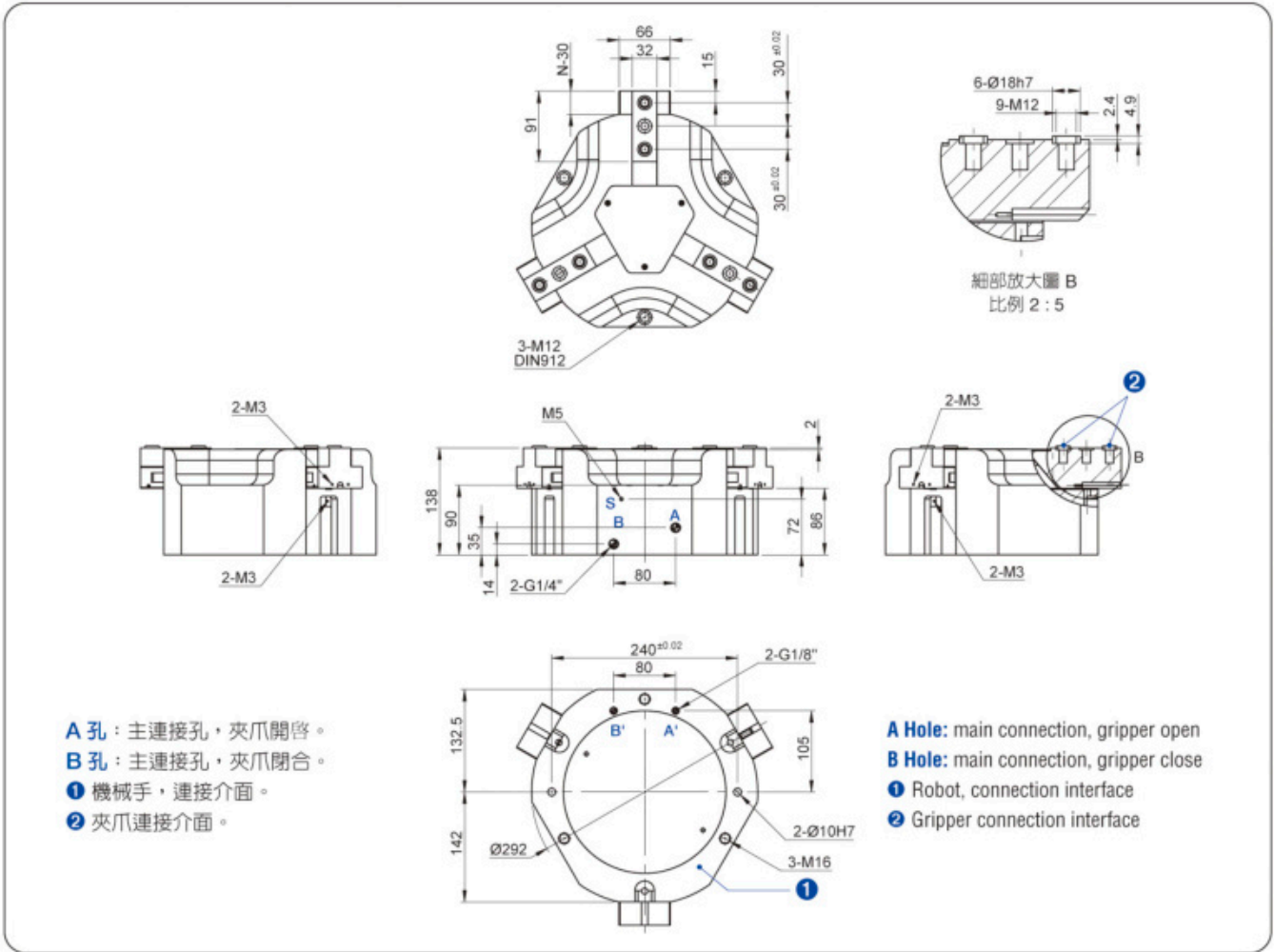


- Mx max. 275.0 Nm
- My max. 300.0 Nm
- Mz max. 200.0 Nm
- Fz max. 9000.0 N

技術資料 Technical data

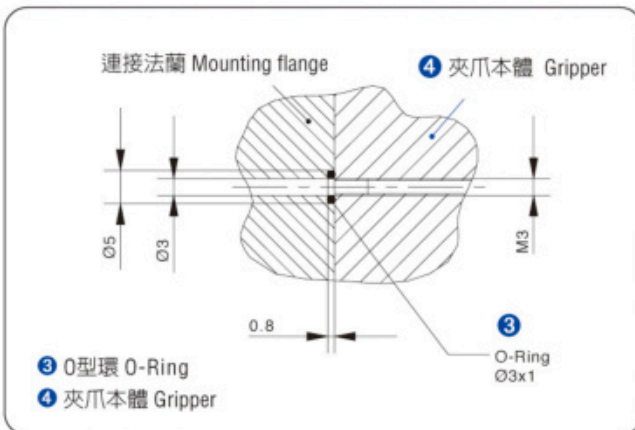
型號 Model		RZN+300-1	RZN+300-2
單爪行程 Stroke per jaw	mm	30	15
關閉力 Closing force	N	15300	34150
開啓力 Opening force	N	15550	34700
關閉/開啓時間 Closing/opening Time	s	0.8 / 0.8	0.8 / 0.8
重複精度 Repeatability	+/- mm	0.05	0.05
最小壓力 Min. pressure	bar	2	2
最大壓力 Max. pressure	bar	8	8
最小/最大溫度 Min./max. temperature	°C	5 - 80	5 - 80
壓縮空氣消耗量 Compressed air consumption	cm³	2270	2270
重量 Weight	Kg	24	24
建議工件重量 Recom. work piece weight	Kg	78	170

外觀尺寸圖 Dimensions



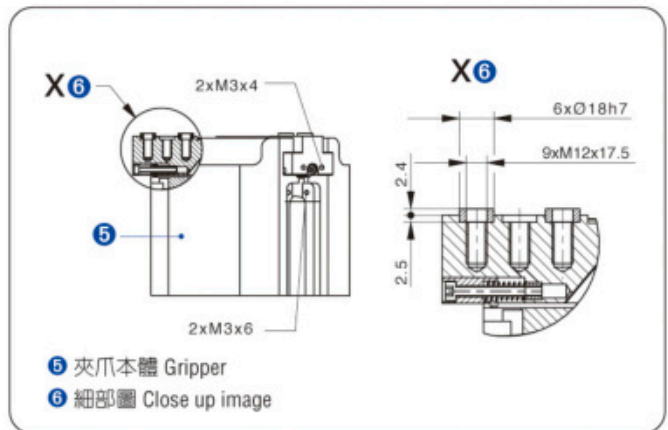
■ 上圖為閉爪時的基本款，不含選配物件尺寸。 ■ The picture shows the basic models when closing, excluding optional object size.

背板供氣示意圖 Hose-free direct connection



- 直接連結供氣口，壓縮空氣直接供給夾爪使用，無須外接管線，可將壓力介質饋入安裝板上的內孔。
- Direct link air supply port, compressed air supplied directly to the jaws, no external piping, pressure medium can be fed into the hole on the mounting plate

求心襯套尺寸圖 Centering sleeve



- 使用求心襯套來固定機械手指，達到準確定位。
- Using centering sleeve to fix the mechanical fingers, to achieve accurate positioning.

RZN-plus 300

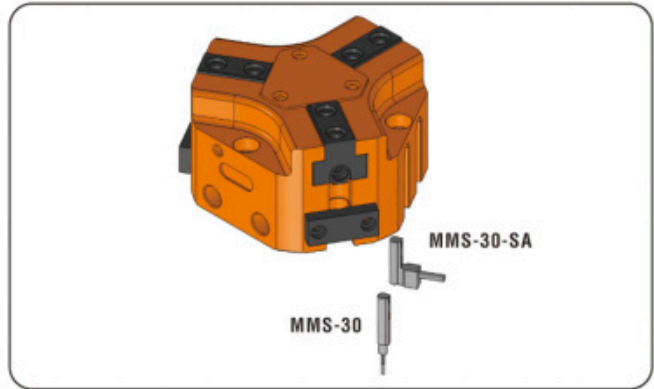
(無接觸式)側邊感應器系統(Non-contact) Side sensor system



- (無接觸式)側邊終端位置監控:
夾爪行程感應器,可直接由側邊安裝。
- 每個機械夾爪需要至少2個感應器(無接觸式)。
- (Non-contact) Side terminal position monitoring:
Jaw stroke sensor can be installed directly from the sides.
- Each mechanical gripper needs at least two sensors (non-contact)

型號 Model	建議使用數量 Recom. number of use
IN80-M8	2

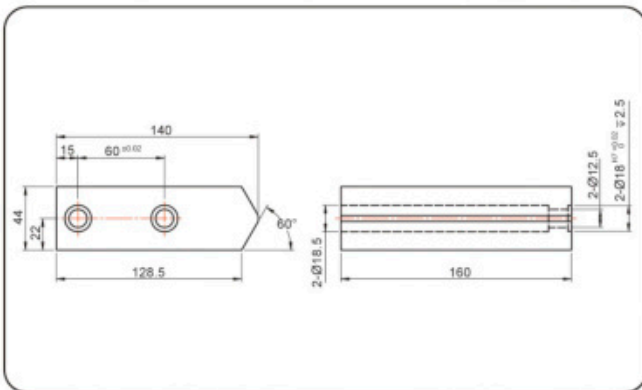
(接觸式)C型槽感應器系統 (Contact) C-slot sensor system



- 接觸式C型槽終端位置監控:
夾爪磁簧感應器,安裝於夾爪C型槽內。
- 每個機械夾爪需要至少2個感應器(接觸式)。
- Contact C-slot terminal position monitoring:
Gripper magnetic field sensor, installed in the C-slot.
- Each mechanical gripper needs at least two sensors (contact)

型號 Model	型式 Description	建議使用數量 Recom. number of use
MMS-30	直行設計(兩線無接點) Straight design (two-line non-contact)	2
MMS-30-SA	90度設計(兩線無接點) 90 degrees design (two-line non-contact)	2

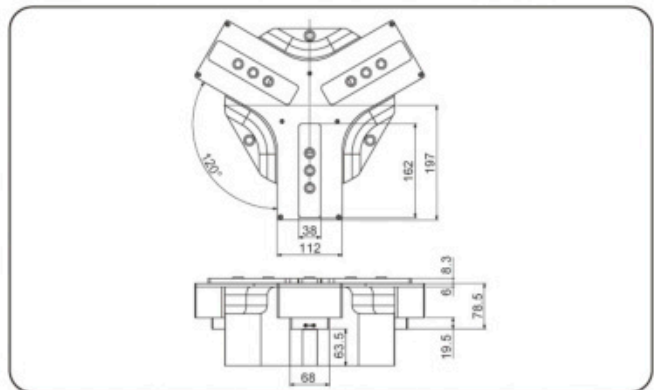
夾爪素材 Universal jaw set



- 素材夾爪供客戶自行加工,螺絲連接介面也需自行加工。
- Jaw sets are provided for customer self-processing, screw connection interface also need their own processing.

型號 Model	材質 Description	建議使用數量 Recom. number of use
ABR-plus 300	鋁 Aluminium	3
SBR-plus 300	鐵 Iron	3

防塵罩模組 Dust protection module



- 安裝螺絲連接介面,請見基本款。
- 防塵保護款增加了防止滲透性物質進入的等級
夾爪長度需從防塵罩上的連接面量起。
- Mounting screw connection interface, see basic models.
- Dust protection is to upgrade the IP level and prevent from leaking materials into the gripper. The length of fingers need to be measured from the surface of dust cover.

型號 Model	材質 Description	建議使用數量 Recom. number of use
RGN+300-1-SD	鋁 Aluminium	1

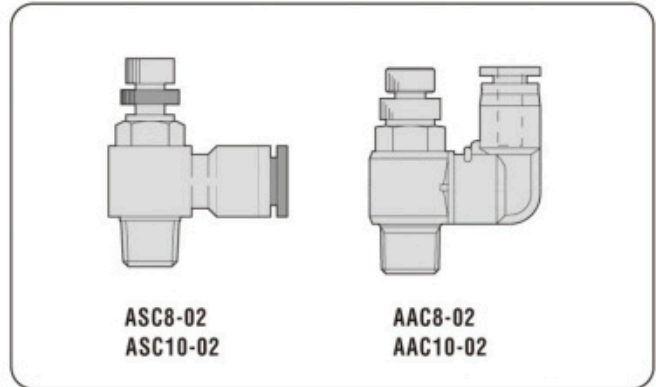
彈簧頂料裝置 Spring ejector device



- 彈簧頂料裝置:
專門為三爪夾爪裝料機設計頂料裝置，避免夾爪開爪後工件扣上。
- Spring gripper pusher:
Special designed for 3-jaw gripper, avoid work piece fasten after gripper open.

型號 Model	建議使用數量 Recom. number of use
A-RZN+300	1

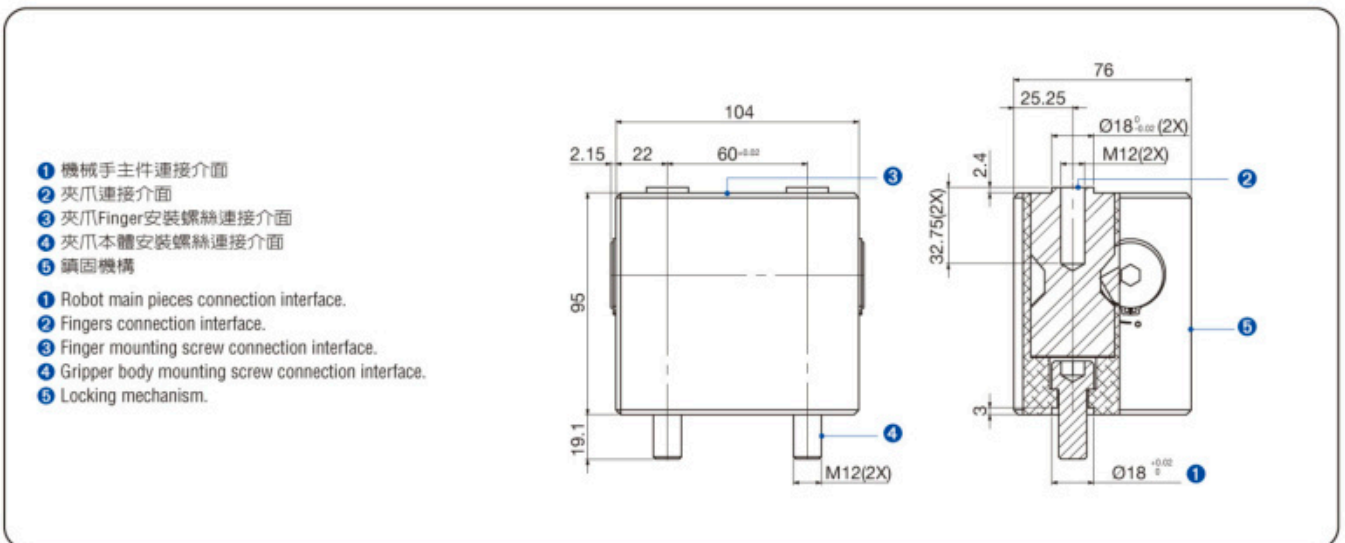
夾爪調速閥 Speed control valve



- 夾爪專用調速閥:
調整夾爪開張速度專用調速閥門
- 每個機械夾爪需要至少2個調速閥。
- Speed control valve special for grippers:
Special for adjusting the opening speed of gripper.
- Each mechanical gripper needs at least two speed control valves.

型號 Model	型式 Description	建議使用數量 Recom. number of use
ASC8-02	90度設計 Ø8管徑 90 degrees design ø8 diameter	2
ASC10-02	90度設計 Ø10管徑 90 degrees design ø10 diameter	2
AAC8-02	直通設計 Ø8管徑 Straight design ø8 diameter	2
AAC10-02	直通設計 Ø10管徑 Straight design ø10 diameter	2

RSWS 快速換爪系統 Quick change finger system



- RSWS快速換爪系統可允許在機械夾爪主件上手動快速更換上爪。夾爪皆需要兩個轉接器(RSWS-B)與一個快速更換底座(RSWS-A)。
- RSWS finger quick change system, fingers on the top of the gripper can quickly be changed manually.
1 set of quick-change base (RSWS-A) and 2 sets of quick-change connector (RSWS-B) are needed for every gripper.

型號 Model	型式 Type	兩組夾爪建議使用數量 Recom. number of use for 2 grippers
RSWS-A-300	快速更換底座 Quick-change base	2
RSWS-B-300	快速更換連接器 Quick-change connector	4

RZN-plus 300