

SPRING HINGE GS-SA

SUS

Passed 500,000 open/
close private cycle test



- Spring loaded for self-closing.
- Spring tension adjustable with three steps with a hex key.
- All parts including shaft and spring made of stainless steel (SUS304).

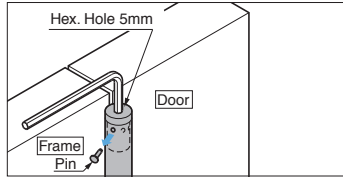
[Remarks]

- In case of noise, apply lubricant (grease) to washer and torsion spring.

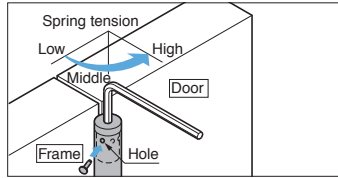


[How to Adjust Spring Tension]

Figure below shows the case of left-hanging.

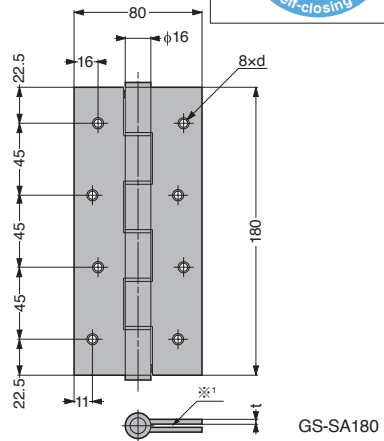
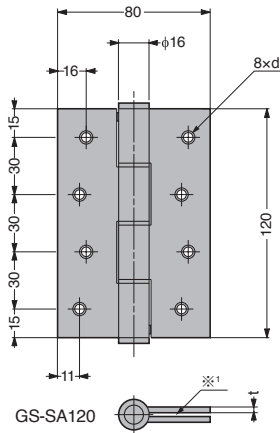
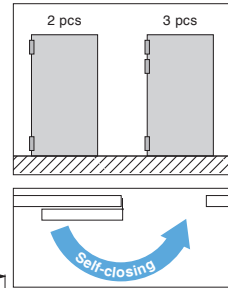


Loosen shaft with a hex key and remove the pin.



Adjust spring tension with three steps. Put the pin to the hole and fix.

[Installation]



※¹ After the door is closed, leaves are not parallel to each other. ※² The value in case of door width 1000mm or less

Item Name	Material	Finish	t	d	Load Capacity N/2 pcs※ ²	Load Capacity kgf/2 pcs※ ²	Load Capacity N/3 pcs※ ²	Load Capacity kgf/3 pcs※ ²	Weight (g)
GS-SA120-5314-01	Aluminium Alloy	Anodised	4	φ 5.3	196	20	294	30	175
GS-SA180-5814-01				φ 10	392	40	588	60	260
GS-SA120-5314-05	Stainless Steel (SUS304)	Plain	2.5	φ 5.5	196	20	294	30	303
GS-SA180-5814-05				φ 9	392	40	588	60	526