



- Oilless ring provides smooth movement.
- Superior "Zwei L Finish".

Zwei L represents the very pinnacle of ultra-premium Japanese hardware design. Contrasting bands of mirror finish and lustrous satin on a faceted profile give a jewel like finish that highlights any industrial design.

[Remarks]

- When installing, be sure to insert the spacer as shown in the installation examples and screw it.
- Load capacity is the value when using two hinges. For calculation conditions, please refer to INDEX

[Parts Included]

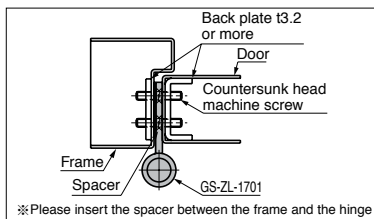
GS-ZL-1701-10

- Countersunk head wood screw 4.1 x 38
- Countersunk head machine screw M5 x 16 (head diameter φ8)

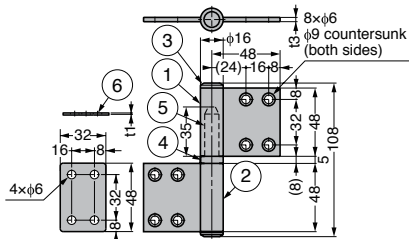
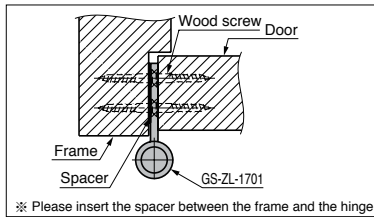
GS-ZL-1701-12

- Countersunk head wood screw 4.8 x 38
- Countersunk head machine screw M5 x 16 (head diameter φ9)

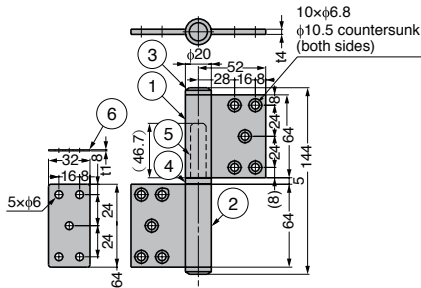
[Installing to Metal Door]



[Installing to Wooden Door]



GS-ZL-1701-10



GS-ZL-1701-12

No.	Part Name	Material	Finish
①	Hinge Plate (For Door)	Stainless Steel (SUS316)	Polished/Satin
②	Hinge Plate (For Frame)		
③	Finial		Satin
④	Oilless Ring		
⑤	Shaft		
⑥	Spacer		Plain

Item Name	Load Capacity N/2 pcs	Load Capacity kgf/2 pcs	Weight (g)
GS-ZL-1701-10	314	32	305
GS-ZL-1701-12	559	57	560