
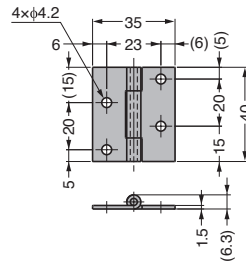


BUTT HINGE GS-SR

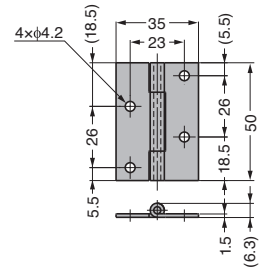


[Remarks]

● Load capacity is the value when using two hinges. For calculation conditions, please refer to INDEX



GS-SR40



GS-SR50

Item Name	Material	Finish	Load Capacity N/2 pcs	Load Capacity kgf/2 pcs	Weight (g)
GS-SR40	Stainless Steel (SUS304)	Plain	69	7	22
GS-SR50			88	9	27