


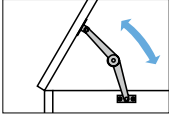
LID STAY GS-F-100

SUS



Right-handed

[Installation]



Opening Direction



Top-opening

Description

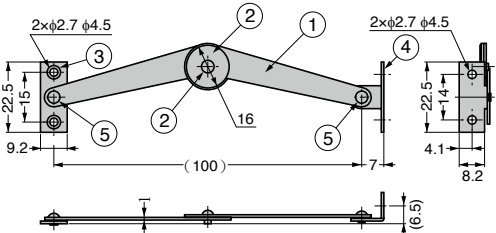
-

[Remarks]

- When installing this stay to sheet metal, be sure to perform thread relief processing (chamfering) on the mounting surface side (cabinet side). In this way, screw head will not protrude when the stay is fixed.

No.	Part Name	Material	Finish
①	Arm	Stainless Steel (SUS304)	Satin
②	Cover		BA
③	Plain Washer		
④	Bracket	Copper	Nickel
⑤	Rivet		

Item Name	Type	Weight (g)
GS-F-100R	Right-handed	13
GS-F-100L	Left-handed	



Right-handed type shown.