

# FULL EXTENSION SOFT-CLOSE SLIDE GS-4670

**LOAD CAPACITY**

147-392 N/pair

**L=R**

**DETACH**

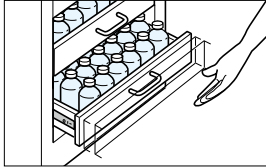
**BUMPER**

**CATCH**

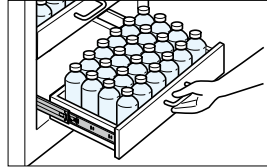
**INSTRUCTION**



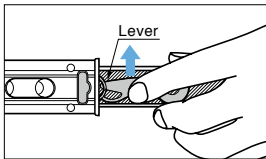
**[Self & Soft Closing]**



**[Full Extension (3 Members)]**



**[Easy to Detach]**



Simultaneously move the left lever upwards and the right lever downwards.

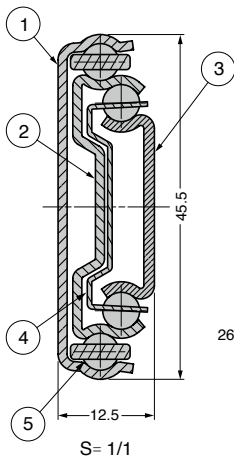
- Soft-closes at 20mm distance from closed position (slide length 350mm or below) or 36mm distance from closed position (slide length 400mm or above).
- With self & soft closing mechanism built-in, easy to install as with conventional slides.
- Full extension (3 members).
- The drawer can be pulled out beyond the slide length for slide length above 350mm.
- The maximum width of the drawer is the slide length + 200mm.
- Sliding smoothly even with some deflection of cabinet due to shock absorbing effect of the outer member installation part.
- The drawer is detachable by lifting the lever.

**[Remarks]**

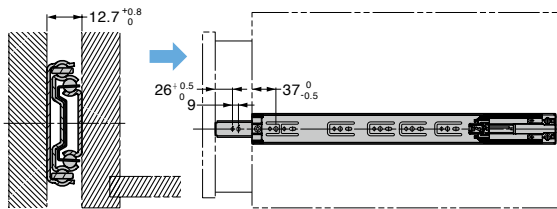
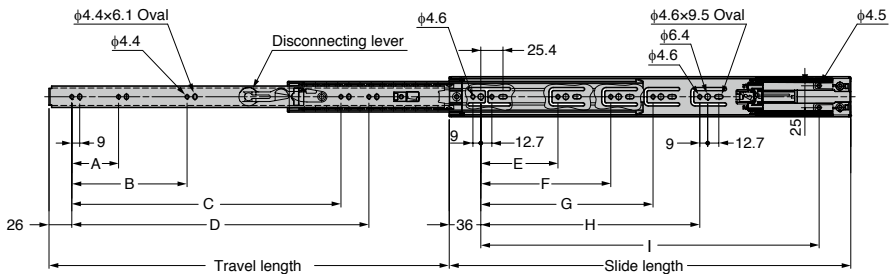
- Be sure to read the "Cautions"
- Do not push with a strong force when soft-closing mechanism is operating. Otherwise, it may cause oil leakage.

**[Parts Included]**

- Truss head tapping screw 4x12



S= 1/1



No.	Part Name	Material	Finish/Colour
①	Outer Member	Steel	Clear Zinc Chromate (Trivalent) (Zinc Chromate Steel)
②	Intermediate Member		
③	Inner Member		
④	Retainer		
⑤	Balls		

Sold in pairs (2 pcs).

Item Name	Slide Length	Travel Length	A	B	C	D	E	F	G	H	I	Load Capacity N/pair	Load Capacity kg/pair	Weight (kg/pair)
GS-4670-250	250	175	-	-	124	-	87	-	-	-	179	147	15	0.71
GS-4670-300	300	275	-	-	174	-	-	-	-	-	229	196	20	0.85
GS-4670-350	350	353	96	-	224	-	-	183	-	-	279	245	25	0.99
GS-4670-400	400	404	-	-	254	-	-	199	-	-	329	294	30	1.13
GS-4670-450	450	455	128	-	294	-	-	247	-	-	379	343	35	1.27
GS-4670-500	500	505	96	160	344	-	119	295	-	-	429	392	40	1.44
GS-4670-550	550	556	-	-	394	-	-	-	-	-	479	443	45	1.59
GS-4670-600	600	606	-	-	444	-	-	-	-	-	529	494	50	1.77
GS-4670-650	650	653	128	224	416	494	-	215	343	-	439	579	30	1.92
GS-4670-700	700	704	-	-	480	544	-	-	-	-	487	629	35	2.07