

3/4 EXTENSION SLIDE GS-ESR1

LOAD CAPACITY 245~481 N/pair

TEST METHOD 12

L=R

FRICTION

DETACH

SUS



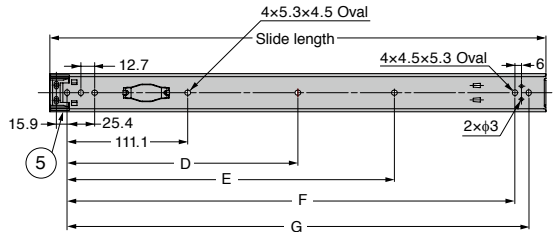
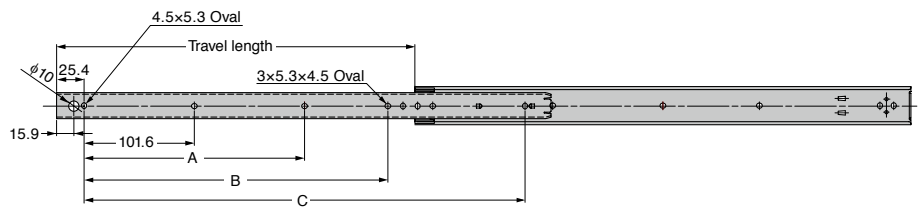
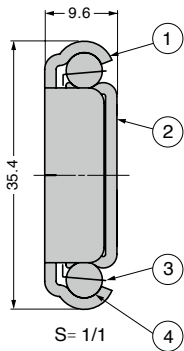
- 3/4 extension (2 members).
- The drawer can be stopped at any position by the resistance of the ball retainer. The drawer can be detached by pulling outward.

[Remarks]

- Be sure to read the "Cautions"
- Some parts of this product are made of plastic.

[Recommended Screws]

- M4 binding head screw or M4 truss head screw



No.	Part Name	Material	Finish / Colour
①	Outer Member	Stainless Steel (SUS304)	Plain
②	Inner Member		
③	Retainer		
④	Balls		
⑤	Guide	POM	White

Sold by piece.

Item Name	Slide Length	Travel Length	A	B	C	D	E	F	G	Load Capacity N/pair	Load Capacity kg/pc	Weight (kg/pc)
GS-ESR1-12	304.8	228.6	-	152.4	254	-	149.2	260.3	273	481	49	0.33
GS-ESR1-14	355.6	279.4		203.2	304.8		200	311.1	323.8	461	47	0.38
GS-ESR1-16	406.4	304.8		254	355.6		250.8	361.9	374.6	422	43	0.44
GS-ESR1-18	457.2	330.2	203.2	304.8	406.4	212.7	301.6	412.7	425.4	402	41	0.49
GS-ESR1-20	508	381	228.6	355.6	457.2	238.1	352.4	463.5	476.2	363	37	0.55
GS-ESR1-22	558.8	406.4	254	406.4	508	263.5	403.2	514.3	527	333	34	0.60
GS-ESR1-24	609.6	432.8	279.4	457.2	558.8	288.9	454	565.1	577.8	294	30	0.65
GS-ESR1-26	660.4	482.6	304.8	508	609.6	314.3	504.8	615.9	628.6	265	27	0.71
GS-ESR1-28	711.2	508	330.2	558.8	660.4	339.7	555.6	666.7	679.4	245	25	0.77