


FULL EXTENSION SLIDE GS-5302S For Heavy Duty

LOAD CAPACITY 627~1137 N/pair

L=R

HOLD CLOSED

SUS



- Full extension (3 members).
- The drawer can be held in fully closed position.

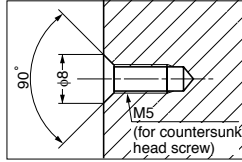
[Remarks]

- Some parts of this product are made of plastic.
- The head of mounting screw (countersunk head screw) may protrude from the slide. Please make countersink processing as shown below.

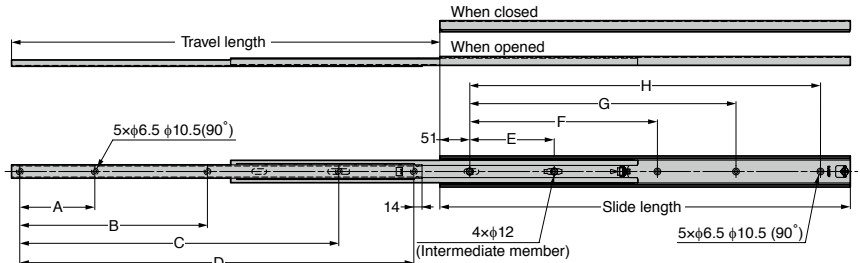
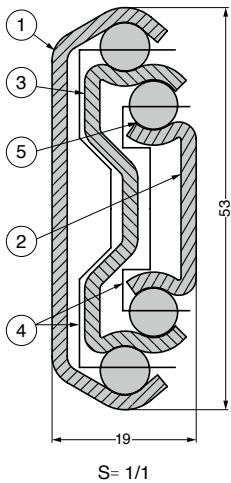
[Recommended Screws]

- nominal 5 countersunk head tapping screw or M5 countersunk head screw

[Cut Out Dimensions]



The same processing for outer member and inner member.



No.	Part Name	Material	Finish
①	Outer Member	Stainless Steel (SUS304)	Plain
②	Inner Member		
③	Intermediate Member		
④	Retainer		
⑤	Balls		-

Sold by piece.

Item Name	Slide Length	Travel Length	A	B	C	D	E	F	G	H	Load Capacity N/pair	Load Capacity kg/pair	Weight (kg/pc)
GS-5302S-300	300	334	128	256	-	-	112	192	-	-	1137	116	0.86
GS-5302S-350	350	384	160	320	-	-	144	240	-	-	1088	111	1
GS-5302S-400	400	433	160	256	352	-	144	224	304	-	970	99	1.14
GS-5302S-450	450	482	128	288	416	-	80	272	352	-	941	96	1.28
GS-5302S-500	500	532	128	288	448	-	80	272	384	-	902	92	1.43
GS-5302S-550	550	580	192	320	512	-	112	288	448	-	843	86	1.57
GS-5302S-600	600	630	208	336	544	-	112	336	496	-	794	81	1.71
GS-5302S-650	650	677	128	288	480	608	-	272	416	544	745	76	1.85
GS-5302S-700	700	728	128	336	544	672	144	304	448	592	696	71	2
GS-5302S-750	750	777	192	370	530	722	176	336	496	648	666	68	2.14
GS-5302S-800	800	826	224	388	548	772	192	384	576	688	627	64	2.28