

GUIDE BLOCK GS-LGB-30CM Silent Type

LOAD CAPACITY Max. 294N

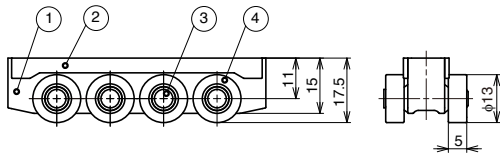
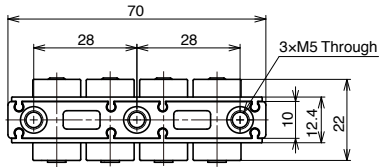
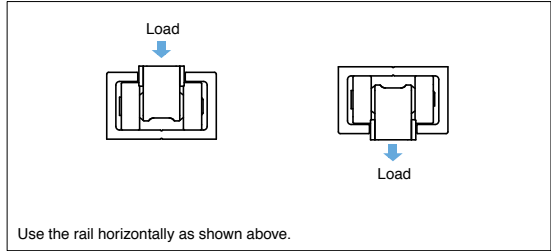


- Bearing roller used in guide block allows for smooth movement.
- Plastic outer ring type bearing roller.
- For guide rail GS-LGB30 only.

[Remarks]

- Do not use under moment load.

[Load Direction]



No.	Product Name	Material	Finish / Colour
①	Body	Zinc Alloy (ZDC)	Clear Zinc Chromate (Trivalent)
②	Slide Protector	PE	Black
③	Roller Shaft	Stainless Steel (SUS304)	Plain
④	Roller	Steel/POM	Outer Ring: Black

Item Name	Load Capacity N	Load Capacity kgf	Weight (g)
GS-LGB-30CM	Max. 294	Max. 30	76