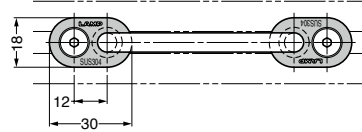


# BRACKET FOR HANDLE GS-AS-H30

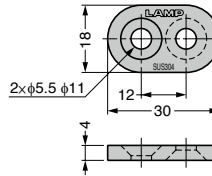
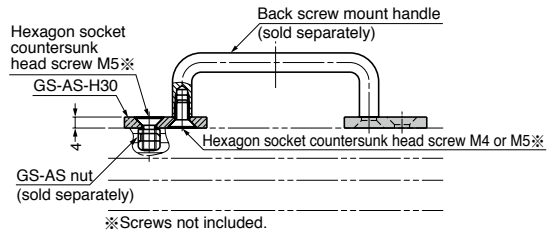


- Used for installing back screw mount handle from the front side of aluminium frame.
- Use GS-AS nuts for installation.
- Nuts not included for installing to 6mm groove width aluminium frame.

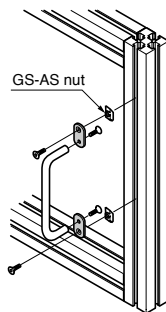
### [Dimensions]



### [Application Example]



### [How to Install]



1. Fix bracket GS-AS-H30 and back screw mount handle (sold separately) with mounting screws.
2. Lightly fix GS-AS nut (sold separately) and bracket with mounting screws.
3. Put GS-AS nut (sold separately) into the groove of aluminium frame, and fix it by tightening the screw.

Item Name	Material	Finish	Aluminium Frame	Weight (g)
GS-AS-H30	Stainless Steel (SUS304)	Barrel Polished	Groove Width 8, 10	13