



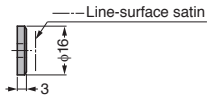
- Bracket for installing handle GS-ZL-2001 and GS-ZL-2002 of Zwei L series on glass door.
- Superior "Zwei L Finish" .
Zwei L represents the very pinnacle of ultra-premium Japanese hardware design. Contrasting bands of mirror finish and lustrous satin on a faceted profile give jewel like highlights which flatter any architectural space.
- For glass door of 4, 5 and 6mm thickness.

[Remarks]

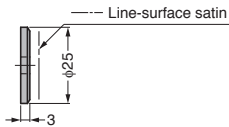
- When installing to thin sheet metal or acrylic sheet, mounting surface may not be horizontal and the sheet may warp. Please check with actual item.

Handles are sold separately.

① GS-ZL glass mounting bracket $\phi 16$



② GS-ZL glass mounting bracket $\phi 25$



③ Gasket for GS-ZL glass mounting bracket $\phi 14$

④ Gasket for GS-ZL glass mounting bracket $\phi 20$

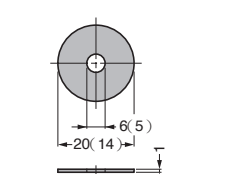
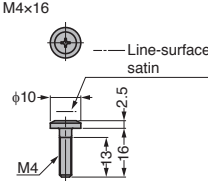


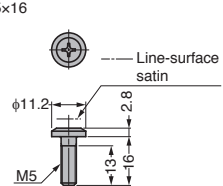
Figure above shows ④.
Dimensions in () are for ③.

⑤ GS-ZL countersunk head screw M4x16



Glass processing hole $\phi 5$ (glass thickness 4, 5)
 $\phi 6$ (glass thickness 6)

⑥ GS-ZL countersunk head screw M5x16



Glass processing hole $\phi 6$

[Bracket Set for GS-ZL-2001 $\phi 16$] w/Screw

Parts set

No.	Part Name	Material	Finish / Colour	Carton (pcs)
①	Bracket ($\phi 16$)	Stainless Steel (SUS316)	Zwei L Finish	2
③	Gasket ($\phi 14$)	Elastomer (TPE)	Clear	4
⑤	Truss Head Screw M4x 16	Stainless Steel	Zwei L Finish	2

Item Name	Weight (g)
GS-ZL-2301-2016	18

[Bracket Set for GS-ZL-2002 $\phi 25$] w/Screw

Parts set

No.	Part Name	Material	Finish / Colour	Carton (pcs)
②	Bracket ($\phi 25$)	Stainless Steel (SUS316)	Zwei L Finish	2
③	Gasket ($\phi 14$)	Elastomer (TPE)	Clear	
④	Gasket ($\phi 20$)			
⑥	Truss Head Screw M5x 16	Stainless Steel	Zwei L Finish	

Item Name	Weight (g)
GS-ZL-2301-2025	34