

# RECESSED PULL GS-SD-160



**[Parts Included]**

- Truss head screw M4 x 28 (for wood)

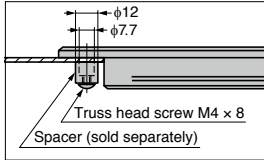
**[Sold Separately]**

- Spacer GS-BSP-8

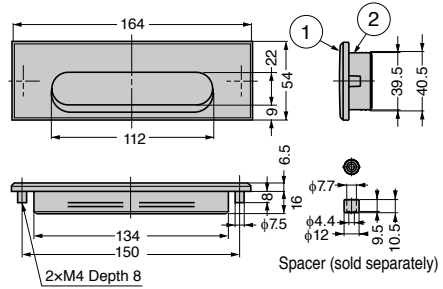
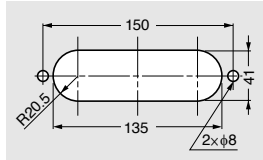
**[Recommended Screws]**

- Truss head screw M4 x 8

**[Installation]**



**[Cut Out Dimensions]**



**[Body]**

Item Name	Finish	Weight (g)
GS-SD-160WB	White Bronze Plating	184
GS-SD-160CR	Chrome	176

**[Spacer] Sold Separately**

Item Name	Material	Finish	Weight (g)
GS-BSP-8	Steel (SUM)	Coloured Zinc Chromate	6

No.	Part Name	Material	Finish / Colour
①	Body	Zinc Alloy (ZDC)	White Bronze Plating, Chrome
②	Cup	ABS	Black