


GLASS DOOR LOCK GS-MKL-2100-D GS-2100 Lock Series



- Pre-drilling on glass not required.
- For inset door, MKL-B strike (sold separately) is available for overlay.
- 1 Key Alike available. Key different type possible as special order (12 key changes).
- Keys can be shared with GS-2100 Lock Series

[Remarks]

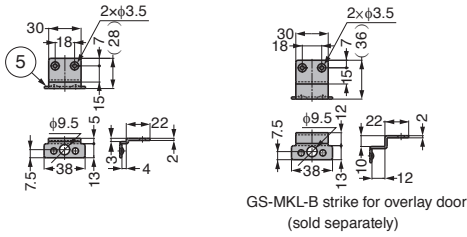
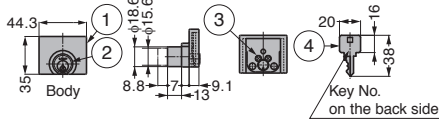
- Be sure to read the "Cautions"
- Please hold the cylinder part when removing.

[Parts Included]

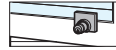
- Strike for inset door
- Countersunk head wood screw 3.1x 16 (SUS)

[Sold Separately]

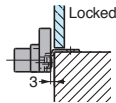
- GS-MKL-B strike for overlay door



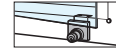
[Inset Door Locked]



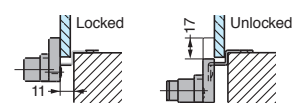
[Inset Door]



[Overlay Door Unlocked]



[Overlay Door]



[Body]

Item Name	Key Type	Glass Thickness	Weight (g)
GS-MKL-2100-D	Key Alike	5-8	125

No.	Part Name	Material	Finish
①	Mounting Plate	Zinc Alloy	Nickel
②	Push Lock 2100B	Zinc Alloy (ZDC)	Satin Chrome
③	Countersunk Head Screw M3x 5	Steel	Coloured Zinc Chromate (Trivalent)
④	Key	Brass	Nickel
⑤	Strike for Inset Door	Stainless Steel (SUS304)	Tumbling

[Strike for Overlay Door] Sold Separately

Item Name	Material	Finish	Weight (g)
GS-MKL-B	Stainless Steel (SUS304)	Barrel Polished	25