


# CENTIPEDE GROMMET GS-GK

SUS





- Easy to install in a short time without using glue. Sorting and disposal is also easy.
- Made of all stainless steel with conductivity and excellent thermal durability.
- Can be post-installed or on-site handled for edge processing of finished equipment.
- Inward or outward bending available with bending radius more than 10mm.
- Can be easily cut with pliers.

### [Remarks]

- Please cut at the edge of foot and do not leave the dorsal part. (Refer to the following figure: How to cut the grommet).
- Please do not reuse. Otherwise, the catch force of the grommet weakens and may not be fixed securely.
- Please use a grommet suitable for board thickness. Do not use for applications other than adaptable board thickness, as it may not be securely fixed.

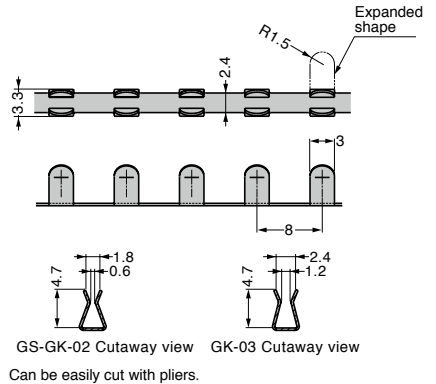
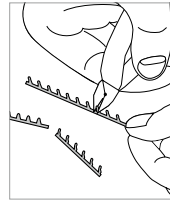
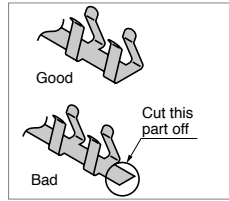
### [Installation]



### [How to Install]



### [How to Cut the Grommet]



Item Name	Board Thickness	Material	Finish	Length m/Roll	Weight (g)
GS-GK-02	0.8~1.2	Stainless Steel (SUS304)	Plain	10	15.5
GS-GK-03	1.5~2.0				16.5

※Sold in metric units (including the fee for one cutting). Cutting to lengths other than metric units or multiple cutting not available.