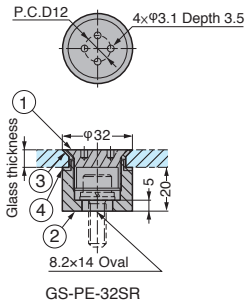
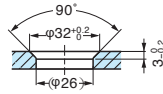


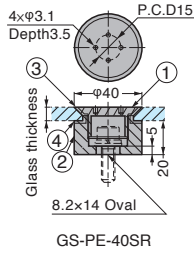
POINT FIX GS-PE-32SR,GS-PE-40SR



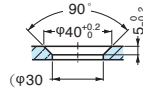
Cut Out Dimensions



No.	Part Name	Material
①	Pin	Stainless Steel
②	Clamp	(SUS304)
③	Sleeve	POM
④	Spacer	




Cut Out Dimensions



Item Name	Glass Thickness	T-shaped Hold	Special Tool	Weight (g)
GS-PE-32SR	8~12	GS-PTH-8	GS-Z058	112
GS-PE-40SR	8~12	GS-PTH-8	GS-Z058	182

Special tool GS-Z058



T-shaped holder GS-PTH-8



[Remarks]

- Special tool GS-Z058 is required for installation.

[Sold Separately]

- Special tool GS-Z058
- T-shaped holder GS-PTH-8 for point fix.

[Recommended Screws]

- Hexagon socket head cap screw M8