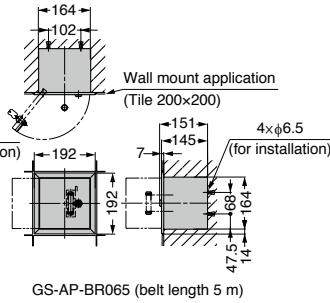
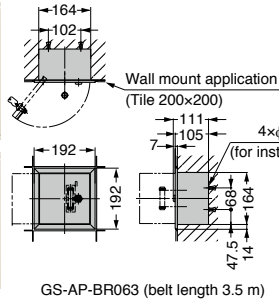


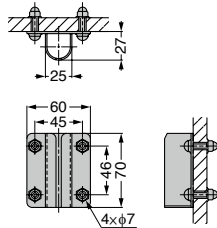
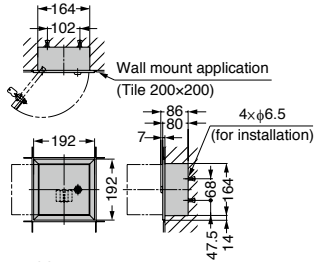
BELT PARTITION **GS-AP-BR06** Mortise Mount Type

SUS



[Body]

| Item Name | Material | Finish | Belt Colour | Belt Length m | Weight (g) |
|----------------|--------------------------|--------|-------------|---------------|------------|
| GS-AP-BR063-SH | Stainless Steel (SUS304) | Satin | Red | 3.5 | 2510.0 |
| GS-AP-BR065-SH | | | | 5 | 3595.0 |



- Can be recessed inside of the wall.
- Types with belt length 3.5m and 5m available.
- Door with lock to prevent mischief.
- Use hook catch (sold separately) to fix the pulled out belt.
- Surface mount type and mortise mount type available for optional hook catches. Like the partition, the mortise mount type has a lock on the door.
- Silk printing on belt available by made to order.

[Remarks]

- Belt part may collapse due to product characteristics.
- Silk printing on belt available at surcharge.
- Please install the body and hook catch as shown in the picture. If the belt is twisted with respect to the body and hook catch, the twisted part may rub and cause fraying or wearing out.

[Sold Separately]

- Hook catch

[Hook Catch] Sold Separately

| Item Name | Type | Material | Finish | Weight (g) |
|----------------|---------------|--------------------------|--------|------------|
| GS-AP-BR060-SH | Mortise Mount | Stainless Steel (SUS304) | Satin | 1460 |
| GS-AP-BR061-SH | Surface Mount | | | 1680 |

